



Audit Report



OIG-23-016

FINANCIAL MANAGEMENT

**Audit of the Alcohol and Tobacco Tax and Trade Bureau's
Financial Statements for Fiscal Years 2022 and 2021**

December 19, 2022

Office of Inspector General
Department of the Treasury

This Page Intentionally Left Blank



OFFICE OF
INSPECTOR GENERAL

DEPARTMENT OF THE TREASURY
WASHINGTON, D.C. 20220

December 19, 2022

**MEMORANDUM FOR MARY G. RYAN, ADMINISTRATOR
ALCOHOL AND TOBACCO TAX AND TRADE BUREAU**

FROM: Ade Bankole /s/
Director, Financial Statement Audits

SUBJECT: Audit of the Alcohol and Tobacco Tax and Trade Bureau's
Financial Statements for Fiscal Years 2022 and 2021

We hereby transmit the attached subject report. Under a contract monitored by our office, KPMG LLP (KPMG), a certified independent public accounting firm, audited the financial statements of the Alcohol and Tobacco Tax and Trade Bureau (TTB) as of September 30, 2022 and 2021, and for the years then ended. The contract required that the audit be performed in accordance with U.S. generally accepted government auditing standards, Office of Management and Budget (OMB) Bulletin No. 22-01, *Audit Requirements for Federal Financial Statements*, and the Government Accountability Office/Council of the Inspectors General on Integrity and Efficiency, *Financial Audit Manual*.

In its audit of the TTB, KPMG found

- the financial statements were fairly presented, in all material respects, in accordance with U.S. generally accepted accounting principles;
- no deficiencies in internal control over financial reporting that are considered material weaknesses; and
- no instances of reportable noncompliance with laws, regulations, contracts, and grant agreements tested.

In connection with the contract, we reviewed KPMG's report and related documentation and inquired of its representatives. Our review, as differentiated from an audit performed in accordance with U.S. generally accepted government auditing standards, was not intended to enable us to express, and we do not express, an opinion on TTB's financial statements, conclusions about the effectiveness of internal control, or compliance with laws, regulations, and contracts. KPMG is responsible for the attached auditors' report dated December 16, 2022, and the conclusions expressed therein. However, our review disclosed no instances where KPMG did not comply, in all material respects, with U.S. generally accepted government auditing standards.

Page 2

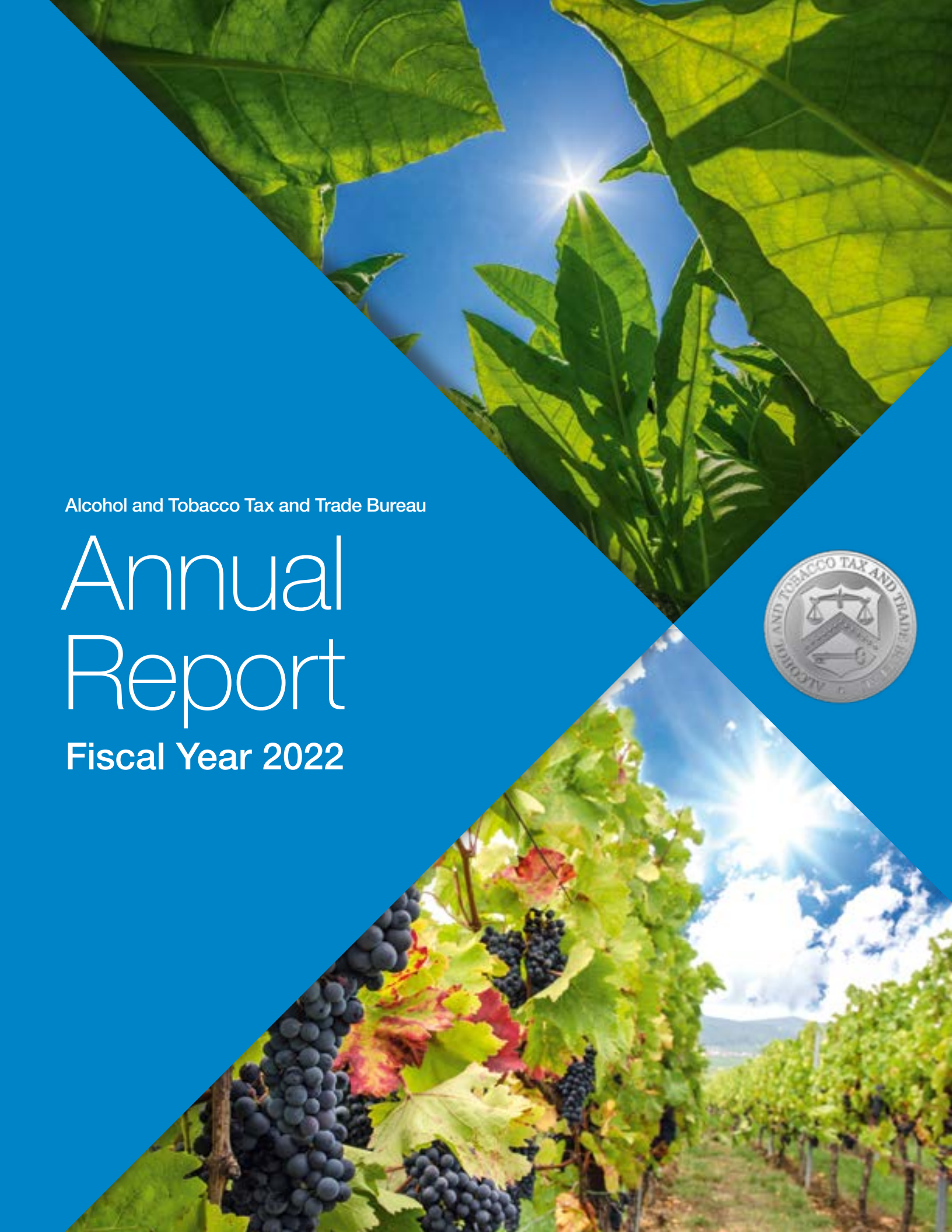
If you wish to discuss this report, please contact me at (202) 927-5329, or a member of your staff may contact R. Nikki Holbrook, Manager, Financial Statement Audits, at (202) 597-1813.

Attachment

Alcohol and Tobacco Tax and Trade Bureau

Annual Report

Fiscal Year 2022



Alcohol and Tobacco Tax and Trade Bureau

Annual Report

Fiscal Year 2022





Table of Contents

Introduction	i
Message from the Administrator (Unaudited)	iii
Mission, Vision, and Values (Unaudited)	iv
TTB Organization (Unaudited)	v
TTB Office Locations (Unaudited)	vi

▶ **PART I**

Management’s Discussion and Analysis (Unaudited)	1
1.1 Profile of the Bureau	1
1.2 Enterprise Risks and Challenges	6
1.3 TTB Strategic Management Framework	8
1.4 Performance Highlights	10
1.5 Financial Highlights	34
1.6 FY 2022 Bureau Budget	38
1.7 Management Assurances, Systems, Controls, and Legal Compliance	44
1.8 Bureau Challenges	46

▶ **PART II**

Annual Performance Results (Unaudited)	47
2.1 Performance Overview	47
2.2 Protect the Public Performance	48
2.3 Collect the Revenue Performance	57



▶ **PART III**

Financial Results, Position, Condition, and Auditors' Report (Unaudited) 69

3.1 Message from the Chief Financial Officer (Unaudited) 69

3.2 Auditors' Report, Financial Statements, and Accompanying Notes 70

Independent Auditors' Report 70

Financial Statements. 73

Notes to the Financial Statements 78

3.3 Supplemental Information 97

Required Supplementary Information (Unaudited) 97

Other Accompanying Information (Unaudited) 99

▶ **PART IV**

Appendices (Unaudited) 105

4.1 Principal Officers of TTB. 105

4.2 Connecting the Treasury and TTB Strategic Plans. 106



Introduction

Within its FY 2022 Annual Report, the U.S. Department of the Treasury's Alcohol and Tobacco Tax and Trade Bureau (TTB) combines program performance with financial data to demonstrate how effectively the Bureau translates its program dollars into effective market protection and fair and efficient tax administration.

Each year, as part of the performance and budget cycle, TTB issues this report to inform its stakeholders of the Bureau's accomplishments and explain any challenges. The report defines the Bureau's mission, strategic goals, and major programs, and summarizes its progress in meeting the objectives outlined in the TTB strategic plan. TTB also presents financial information that depicts how TTB expends its budget according to its major programs and accounts for tax collections from the alcohol, tobacco, firearms, and ammunition industries.

This report presents this information in four parts:

▶ **PART I – MANAGEMENT'S DISCUSSION AND ANALYSIS**

This section provides an overview of the Bureau, including its mission and programs, and highlights of program performance and financial operations.

▶ **PART II – ANNUAL PERFORMANCE REPORT**

This section provides a discussion of mission results achieved by strategic goal and related strategic objectives according to TTB's Collect the Revenue and Protect the Public budget activities.

▶ **PART III – FINANCIAL RESULTS, POSITION, CONDITION AND AUDITORS' REPORT**

In this section, TTB presents audited balance sheets, statements of net cost, changes in net position, budgetary resources, and custodial activity as of and for the years ending September 30, 2022, and September 30, 2021, and the Independent Auditors' Report on these financial statements. Also included is a report on the Bureau's internal controls over financial reporting and a report on TTB's compliance with laws and regulations. This section also includes a discussion of TTB's budget activities by its seven major programs, as well as supplemental information that includes a history of Federal excise tax collections for the past decade.

▶ **PART IV – APPENDICES**

This section includes a list of TTB's principal officers and strategic plan information that demonstrates the relationship between TTB's plan and the Department of the Treasury's mission and goals.



Page intentionally left blank.

MESSAGE FROM THE ADMINISTRATOR



We at TTB, like so many others, are defining our new normal – taking the lessons learned from the past two years and using them to strengthen our business model and workforce going forward. Approaching our 20th anniversary as a U.S. Treasury bureau, we continue to innovate, improve our business processes, and enhance our stakeholders’ customer experience. We are cognizant, however, that for the businesses we regulate, the line to full economic recovery may not be a straight one. Rising costs of labor, shipping, and materials appear to be presenting ongoing challenges to business and product expansion, evidenced by a slowing in the rate of growth across TTB submissions. Signs of recovery are also mixed, with certain industries and businesses faring better than others.

Our Bureau will continue to do what we can to facilitate recovery, recognizing the importance of these businesses, most of which are small, to local communities across the country. Service continues to come first, as delays to issuing permits or product approvals have financial consequences for the viability of a new business. This year, we maintained permit, label, and formula approval times at historic lows, and continued to focus on improving our live assistance and increasing self-service options to facilitate compliance. We are also proceeding with regulatory modernization efforts across the board, which are designed to simplify requirements where we can and promote fair market competition for all.

We also continue to employ a data-driven approach to address our toughest challenges. This includes implementing the craft beverage modernization tax reform provisions that were permanently enacted in December 2020, including providing guidance to ensure that domestic producers and importers are able to comply with the law. Beginning in January 2023, TTB will also be responsible for administering a new claims program for importers to receive reduced tax rates and credits assigned to them by foreign producers for imported alcohol products. Over the past year, we have demonstrated our resilience and ingenuity, redirecting resources to develop the policy, processes, and systems necessary to implement this new program. Our solution incorporates data validations to not only detect but prevent ineligible or fraudulent claims, which will also facilitate timely refunds to importers.

At the same time, our own sustainability has been tested. Attrition rates are accelerating, even as we face both known and potential mission expansion. We have had to adapt, including through cross-training staff where we can to maintain performance. We also must continue to mature our human capital strategies to ensure we are attracting and retaining top talent in increasingly competitive labor markets. While any staffing turnover presents challenges, we also must approach it as an opportunity to build a highly diverse and skilled workforce, reaching into previously untapped applicant pools across the nation to recruit talent to government service.

I continue to believe that there is no higher honor than public service. Watching the incredible feats of my TTB colleagues over this past year only reinforces this belief. In the year ahead, we will continue to build and enhance interagency partnerships and to engage our customers and stakeholders to deliver meaningful results for the American people.

Mary G. Ryan
TTB Administrator

TTB validated the accuracy, completeness, and reliability of the financial and performance data in this report.



MISSION, VISION, AND VALUES

MISSION

Our mission is to:

- ▶ **COLLECT** the taxes on alcohol, tobacco, firearms, and ammunition;
- ▶ **PROTECT** the consumer by ensuring the integrity of alcohol products;
- ▶ **ENSURE** only qualified businesses enter the alcohol and tobacco industries; and
- ▶ **PREVENT** unfair and unlawful market activity for alcohol and tobacco products.

VISION

Our vision is to be a model for next generation government in the regulation, taxation, and science of alcohol and tobacco products.

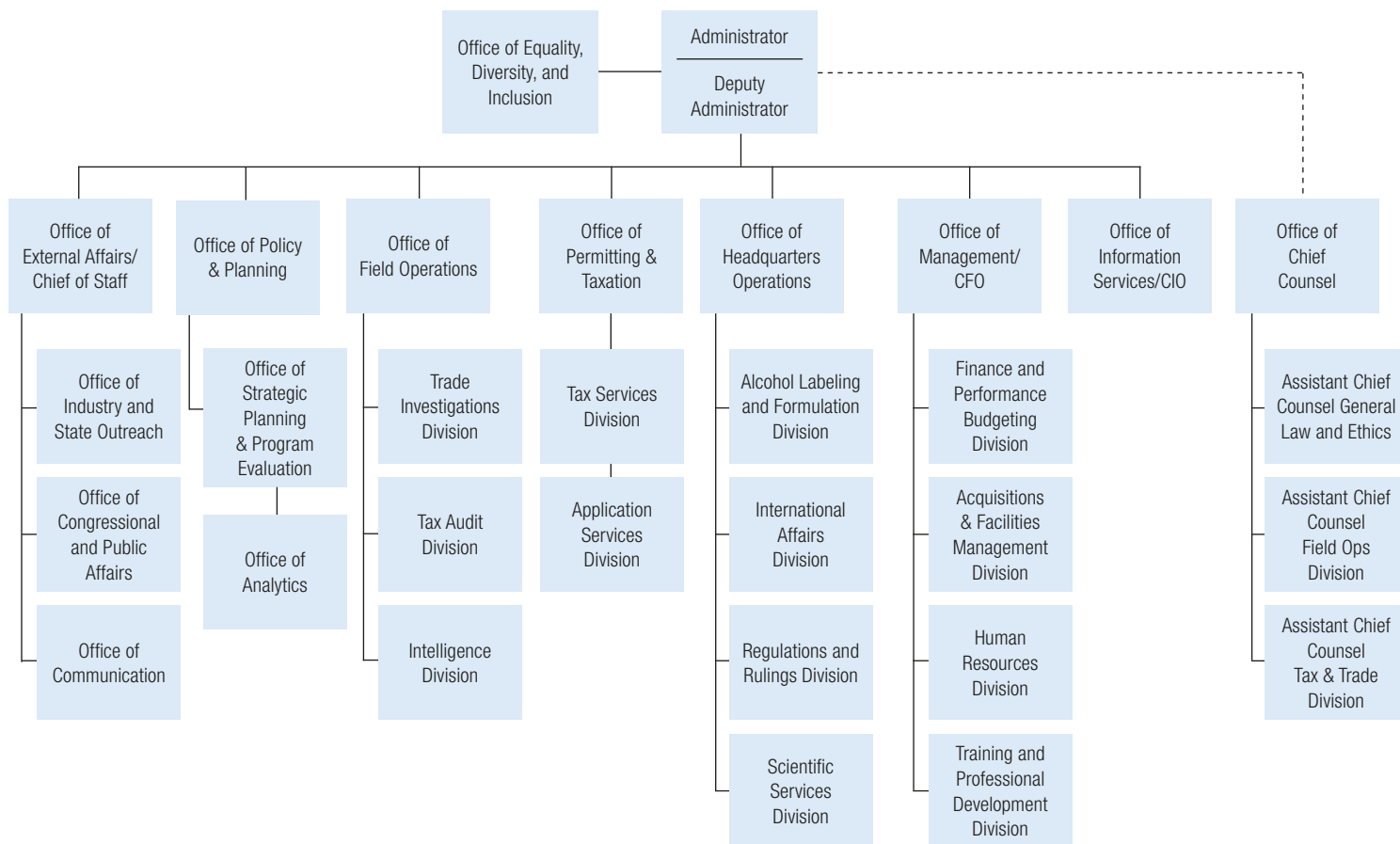
VALUES

We value:

- ▶ **PEOPLE.** We support each other through teamwork and collaboration, leveraging diversity and inclusivity.
- ▶ **INTEGRITY.** We foster trust through honesty and transparency, conduct ourselves with professionalism and candor, and treat others with respect.
- ▶ **RESULTS.** We are accountable and committed to delivering meaningful results.
- ▶ **ACCESSIBILITY.** We are available to the public and our colleagues through communication and partnership.
- ▶ **INNOVATION.** We are creative and resourceful in achieving the mission, taking manageable risks and adapting based on results.

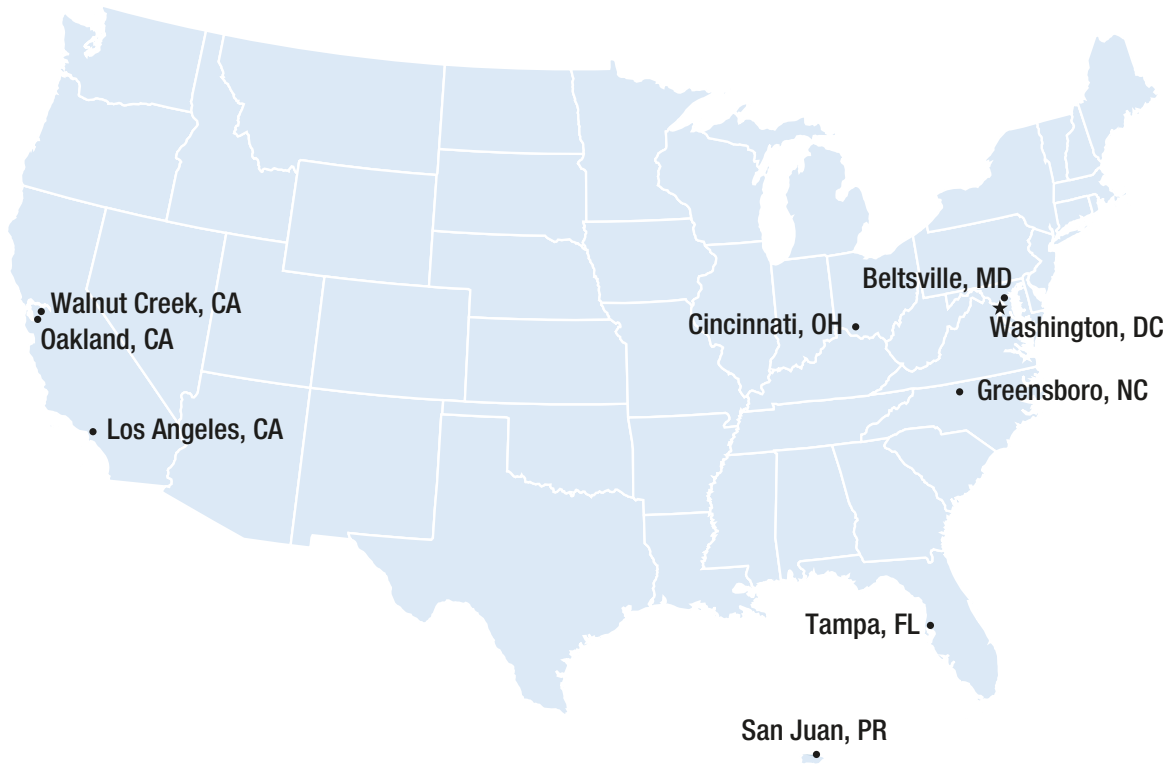


TTB ORGANIZATION





TTB OFFICE LOCATIONS



TTB at a Glance	FY 2021	FY 2022
Authorized Employees	520	532
Office Locations	11	9
Budget Authority	\$124.3 Million	\$128.1 Million
Revenue Collected	\$20.3 Billion	\$19.6 Billion

*TTB has some field offices co-located in larger cities.



PART I

Management's Discussion and Analysis

1.1 PROFILE OF THE BUREAU

Supporting the nation's economic vitality is at the core of the Alcohol and Tobacco Tax and Trade Bureau (TTB) mission. The Bureau's role in permitting, regulating, and taxing the alcohol and tobacco industries ensures a fair marketplace, compliant commerce, and a level playing field for those engaged in the manufacture and trade of these commodities.

The Bureau was formed in January 2003, under the Homeland Security Act of 2002, but its history began more than 200 years ago as one of the earliest federal tax collection agencies. Today, TTB operates under the authorities of the Internal Revenue Code of 1986 (IRC),¹ the Federal Alcohol Administration Act (FAA Act),² the Alcoholic Beverage Labeling Act of 1988 (ABLA),³ and the Webb-Kenyon Act.⁴ These laws put in place strict requirements and controls related to alcohol and tobacco products and contain restrictions on who can make, sell, and distribute these commodities.

TTB is staffed with approximately 530 employees, most of whom are aligned to either the headquarters office in Washington, D.C., or the National Revenue Center in Cincinnati, Ohio. For its auditors, investigators, and agents to most effectively operate in the field, TTB currently maintains a minimal physical footprint, with seven field offices in cities across the United States, including Puerto Rico. These small, strategically located offices place the Bureau in close proximity to centers of trade and industry activity, and provide effective launch points for TTB's investigative and audit teams. Additionally, the Bureau has two laboratory facilities in Walnut Creek, California and Beltsville, Maryland.

TTB's jurisdiction and related budget activities to *Collect the Revenue* and *Protect the Public* both serve to support economic growth and stability by ensuring that the Federal government has the resources needed to fund national priorities and that lawful U.S. alcohol businesses are competitive and thriving in the global marketplace.

1 Chapters 51 and 52 of the IRC provide for excise taxation and authorize operations of alcohol and tobacco product manufacturers and related industries, and IRC sections 4181 and 4182 provide for excise taxes for firearms and ammunition.

2 The FAA Act provides for regulation of those engaged in the alcohol beverage industry and for protection of consumers through certain requirements regarding the labeling and advertising of alcohol beverages. The FAA Act also includes provisions to preclude unfair trade practices that serve as barriers to competition and trade in the U.S. marketplace.

3 The ABLA mandates that a Government warning statement appear on all alcohol beverages offered for sale or distribution in the United States.

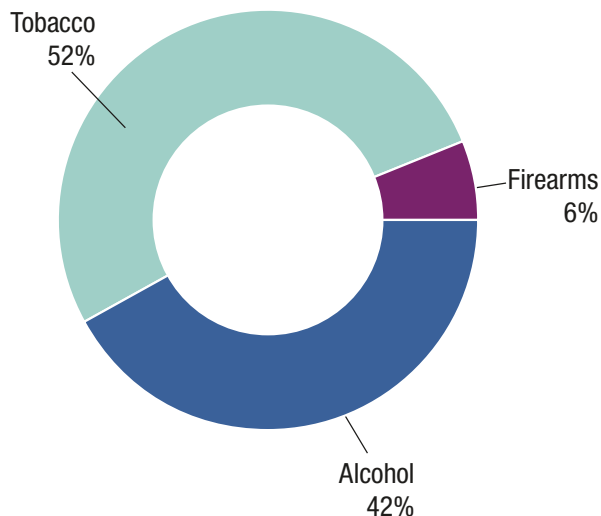
4 The Webb-Kenyon Act prohibits the shipment of alcohol beverages into a state in violation of that state's laws.

COLLECT THE REVENUE: KEY PROGRAMS

TTB is the third largest tax collection agency in the U.S. government, behind the Internal Revenue Service (IRS) and U.S. Customs and Border Protection (CBP). Annual revenues from the alcohol, tobacco, firearms, and ammunition industries are approximately \$19.6 billion.

Excise tax collections have shifted over time, in line with statutory changes. In FY 2010, TTB excise tax collections reached an historic high of nearly \$24 billion, principally due to increased receipts from the tobacco industry following significant tax rate increases for most tobacco products. Today, tobacco revenues comprise 53 percent of TTB's total tax collections. The Taxpayer Certainty and Disaster Tax Relief Act of 2020⁵ made permanent certain provisions related to alcohol known as the Craft Beverage Modernization and Tax Reform Act (CBMA). The CBMA provisions reduce tax rates and expand eligibility for tax credits for alcohol beverages. The CBMA provisions reduced tax rates and expanded eligibility for tax credits for alcohol beverages. After an initial decline, alcohol revenues increased in fiscal years 2020 and 2021 despite the reduced CBMA tax rates and the economic effects of the pandemic. This trend reversed in FY 2022, with alcohol revenues down two percent, likely tied to inflationary pressures on businesses. Today, alcohol revenues represent approximately 42 percent of total TTB tax collections. The balance of collections is from firearms and ammunition excise tax.

FY 2022 Total Tax Collections by Industry Type



TTB's mission includes various tax administration and enforcement programs to collect all alcohol, tobacco, firearms, and ammunition excise taxes rightfully due. TTB performs these functions under its Collect the Revenue budget activity across two main programs: 1) Alcohol and Tobacco Excise Tax, and 2) FAET.

The tax rate on alcohol and tobacco products depends on a variety of factors, including product type (i.e., wine, beer, or distilled spirits) as well as characteristics of the products themselves, such as composition and weight. A critical first step in tax enforcement is the assignment of a tax class to alcohol and tobacco products based on Federal statutory and regulatory standards. TTB also conducts product evaluations to check for proper tax classification based on the characteristics of the product as defined by statute.

⁵ Division EE, Consolidated Appropriations Act, 2021 (Pub. L. No. 116-260)

In effecting its revenue mission, TTB uses a strategic risk-based approach to verify that industry members remit the excise taxes due on the alcohol, tobacco, firearms, and ammunition products sold to U.S. consumers. This strategy enables TTB to cover a wide universe of taxpayers and establish an identifiable enforcement presence to deter industry members and others from engaging in diversion and other forms of tax evasion. Through its data-driven analyses, TTB focuses on identifying the highest risk activity for audits and investigations. Continuous refinements to these analytics tools combined with sound intelligence enable TTB to efficiently deploy its enforcement resources to address the most serious revenue threats.

TTB also uses its criminal enforcement authority to address tax evasion by entities and individuals manufacturing or selling these products illegally. The diversion of products into domestic commerce without the payment of taxes threatens Federal revenues, undermines fair competition, and provides a source of funding for criminal enterprises.

PROTECT THE PUBLIC: KEY PROGRAMS

TTB's mission includes a wide range of activities that directly affect American consumers and the U.S. economy. TTB's role in regulating the trade of alcohol and tobacco products ensures not only consumer confidence in the products manufactured in the U.S., but also that businesses are operating on a level playing field—key outcomes that stimulate a strong economy. TTB's work in this mission area is performed under its Protect the Public budget activity across three main programs: 1) Permits and Business Assurance; 2) Alcohol Labeling & Advertising; and 3) Trade Facilitation.

Under its statutory authority, TTB evaluates permit applications prior to approval to ensure that only qualified persons operate within the TTB-regulated industries. Through this process and other activities under its Permits and Business Assurance Program, TTB protects Federal revenues by preventing persons likely to engage in illicit activity from commencing operations. Prompt approval times for permit applications are equally critical to enable those who are qualified to hold a Federal permit to timely begin their operations, facilitating U.S. economic growth in a fair marketplace.

Under its Alcohol Labeling & Advertising Program, TTB carries out provisions of the FAA Act that are intended to ensure that the labeling and advertising of alcohol beverages provide adequate information to consumers concerning the identity and quality of products. Before an alcohol beverage product subject to the FAA Act can be sold in interstate commerce in the United States, TTB reviews the product label to ensure that it contains all mandatory information and will not mislead the consumer. The approved label application is called a Certificate of Label Approval (COLA). Prior to label approval, TTB also evaluates the formulation of certain domestic and imported alcohol beverages to support accurate product labeling and tax classification.

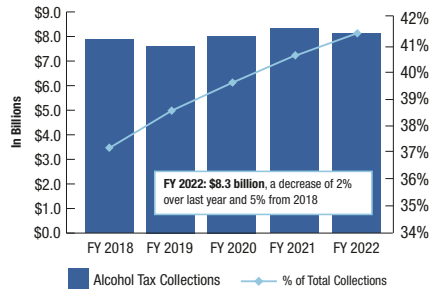
The FAA Act also calls for TTB to prevent misleading labeling or advertising that may result in consumer deception regarding alcohol beverage products. TTB confirms compliance with these regulations by reviewing production records through product integrity investigations and by conducting marketplace sampling to test products for formulation and label compliance.

In addition, TTB is charged with ensuring that the alcohol marketplace is free from practices that would stifle competition and act as a barrier to trade. TTB meets this mandate through a variety of activities under its Trade Facilitation Program. TTB actively enforces the provisions of the FAA Act that prohibit unfair trade practices in alcohol beverage distribution. TTB also engages its foreign counterparts to keep the channels of commerce open and operating in compliance with U.S. and international laws. TTB serves as the principal technical expert for the Office of the United States Trade Representative (USTR) and other Federal agencies in the administration of U.S. alcohol laws, regulations, and policies. In any given year, a substantial portion of new barriers to trade relate to alcohol beverages, and TTB plays a crucial role in the early identification and resolution of these potential trade barriers for U.S. alcohol exporters. TTB also partners with other Federal agencies to negotiate international trade agreements related to alcohol beverages.

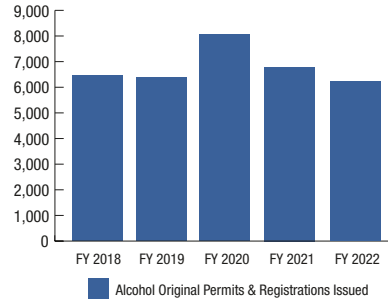
Across its programs, TTB promotes voluntary compliance by providing clear regulatory standards and guidance, encouraging use of its electronic filing systems, and supporting industry members through education and outreach efforts. TTB also provides industry members and states with direct assistance on specific needs as well as guidance on broader issues affecting TTB-regulated commodities.

Alcohol Industry Snapshot

Alcohol Tax Collections Trend

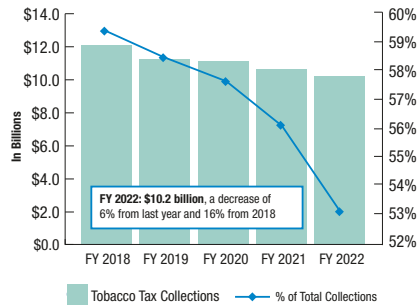


Alcohol Permits and Registrations Trend

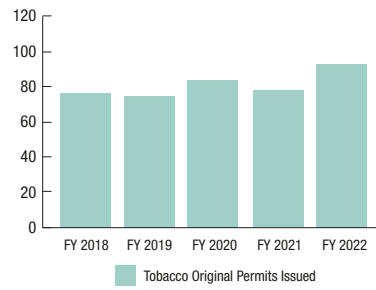


Tobacco Industry Snapshot

Tobacco Tax Collections Trend

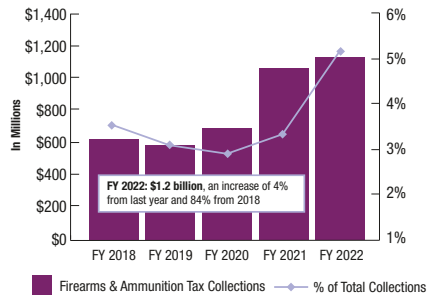


Tobacco Permits Trend

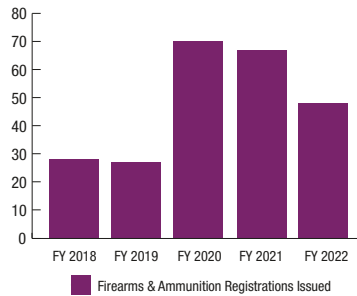


Firearms and Ammunition Industry Snapshot

Firearms and Ammunition Tax Collections Trend



Firearms and Ammunition Registrations Trend



1.2 ENTERPRISE RISKS AND CHALLENGES

TTB must effectively manage risks to achieve its strategic goals and objectives. TTB employs an enterprise risk management framework to identify and elevate crosscutting risks and develop effective mitigation strategies. TTB is also focused on establishing and fostering a culture that encourages open and transparent communication around potential risks and challenges to focus its annual and long-term planning.

TTB identified the following among its key strategic mission and operational risks in FY 2022.

- ▶ **Statutory Implementation.** The Taxpayer Certainty and Disaster Tax Relief Act of 2020 permanently enacted reduced tax rates and credits on alcohol beverages introduced under the Craft Beverage Modernization and Tax Reform Act (CBMA) and changed how provisions related to alcohol imports are administered. Under the law, jurisdiction for administering CBMA import provisions will transfer from CBP to Treasury as of January 1, 2023; Treasury delegated the administration of this new program to TTB. The Bureau faces challenges in standing up this mandate, which required significant tradeoffs across programs in FY 2022 to ensure the policy, guidance, and systems necessary to administer refund claims to alcohol importers are in place by the statutory effective date. TTB risks long-term mission disruption without additional funding.
- ▶ **Potential Mission Expansion.** TTB continues to monitor the legislative landscape for bills that would expand its mission. Recent bills included a proposal to federally tax and regulate nicotine, and as well as multiple proposals to federally tax and regulate cannabis products, with TTB playing a significant role. Each presents budget and operational risks, and—without new resources—has the potential to significantly disrupt core mission operations.
- ▶ **Industry Growth and Compliance.** The alcohol beverage sector has grown significantly in recent years, particularly in the number of wineries, breweries, and distilleries, including through the pandemic. This growth presents challenges to maintaining timely service, facilitating voluntary compliance, and ensuring adequate enforcement. TTB will continue to manage workloads through targeted policy, process, and system improvements and manage customer expectations through communicating its service standards to support industry members in their operational planning.
- ▶ **Workforce Readiness.** High retirement eligibility across the TTB workforce, particularly in key leadership positions, in addition to accelerated attrition rates over the prior two years is increasing the Bureau's succession planning risk. TTB is addressing this risk by focusing on workforce planning, knowledge management, and employee development. TTB is also acting to address hiring delays that exacerbate these risks, including increased use of internships and special hiring authorities. The hybrid work environment also offers new opportunities for TTB to expand its applicant pool and recruit diverse talent.

- ▶ **Legacy Technology.** TTB needs to modernize its outdated systems to enable further improvements to Bureau processes and filing requirements, which will reduce burden on industry and facilitate voluntary compliance. Legacy systems also present challenges to obtaining reliable data for timely analysis and decision-making. TTB is engaged in a major IT modernization initiative to transform the Bureau's information technology architecture to enable the Bureau to increase the pace of delivery, streamline system maintenance processes, and provide an improved customer experience.
- ▶ **Evolving Cyber Threats.** Cyberattacks pose a significant risk to the sensitive tax and business information maintained on TTB systems, requiring the dedication of resources to cybersecurity to continually enhance TTB's cybersecurity tools and technologies. TTB continues to strengthen its cybersecurity posture through enhanced tools and monitoring to protect its high value assets and provide a more secure environment.

1.3 TTB STRATEGIC MANAGEMENT FRAMEWORK

As part of the Government Performance and Results Act Modernization Act of 2010, TTB maintains a robust strategic management framework to achieve its FY 2018-2022 strategic goals and improve the efficacy of its programs. Using the Balanced Scorecard methodology, TTB developed its strategic objectives through a complete set of perspectives necessary for any organization, including customers and stakeholders, financial stewardship, internal processes, and people and tools. Each strategic objective has a set of performance goals, which are a combination of performance measures and targets. TTB then regularly monitors its performance through a dashboard, which provides actionable data to support management decisions on annual priorities and resources.

STRATEGIC GOALS

TTB established five-year strategic goals to set the long-term outcomes and direction for its programs. As a results-oriented culture, TTB also uses priority goals, which have quantified and time-bound outcomes to ensure interim progress and significant improvements in high-risk areas along the way. For more information on TTB's priority goals, visit [TTB.gov - Priority Goals](https://www.ttb.gov/priority-goals).

▶ **GOAL 1: Business Qualification**

Streamline permit applications to reduce applicant burden and use technology to minimize application errors and improve processing times

Priority Goal: *Maintain average approval times for alcohol and tobacco business permits of 75 days or less, and achieve the 75-day standard for 85 percent of applicants by September 30, 2022*

▶ **GOAL 2: Labeling Modernization**

Provide timely and consistent service, reducing the burden of resubmissions on industry and TTB, and employ risk-based market sampling and investigations to ensure product integrity and fair competition

▶ **GOAL 3: Tax Compliance**

Improve tax compliance through updated filings, processes, and technologies; enhanced analytics and other detection tools; and improved taxpayer education and outreach

▶ **GOAL 4: Cross-Border Tax Risk**

Improve diversion detection and enforcement in the cross-border trade of alcohol and tobacco products through the full integration of advanced analytics tools into enforcement planning and processes

▶ **GOAL 5: Workforce Readiness**

Sustain an innovative and inclusive workplace with an agile, skilled, and prepared workforce aligned to evolving mission needs

STRATEGIC OBJECTIVE ALIGNMENT

TTB developed a crosscutting strategy comprised of 16 strategic objectives to build its organizational capacity and deliver outcomes to elevate performance across all of its strategic goals. The table below indicates the primary strategic objectives driving improvement in each strategic goal.

Strategic Objectives	GOAL 1	GOAL 2	GOAL 3	GOAL 4	GOAL 5
	Business Qualification	Labeling Modernization	Tax Compliance	Cross-Border Tax Risk	Workforce Readiness
Improve Reliable Service	X	X			X
Increase Voluntary Compliance	X	X	X		
Ensure Level Playing Field	X	X	X	X	
Reduce Illicit Trade				X	
Improve Strategic Resourcing	X	X	X	X	X
Maximize Resource Efficiency	X	X	X	X	X
Update Regulatory Requirements	X	X	X	X	
Improve Policies, Processes, & Documentation	X	X	X	X	X
Improve Internal Communication & Coordination	X		X	X	X
Enhance External Communication & Outreach	X	X	X		
Improve Data Driven Decision Making	X	X	X	X	X
Enhance Risk-Based Enforcement		X	X	X	
Enhance Professional Expertise	X	X	X	X	X
Improve Employee Engagement	X	X	X	X	X
Optimize Electronic Systems	X	X	X	X	X
Increase Data Quality & Analytical Capacity	X	X	X	X	X

1.4 PERFORMANCE HIGHLIGHTS

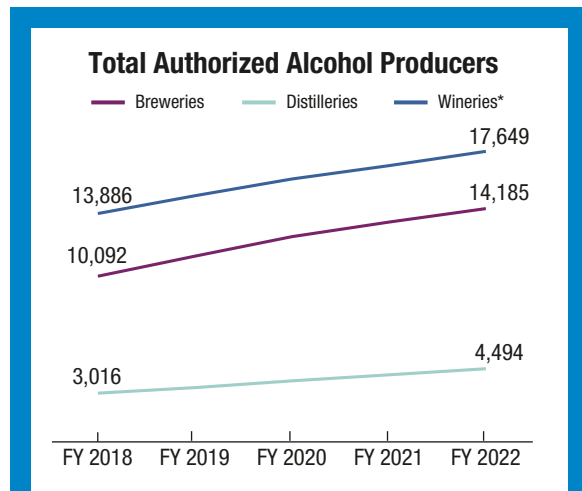
TTB's diverse program activities support U.S. economic growth and financial stability. The *TTB Strategic Plan for FY 2018–2022* charts a course to fulfill the Bureau's mission in a manner that addresses critical risks and is responsive to key stakeholders. The following performance overview reflects TTB's accomplishments and challenges towards achieving the Bureau's strategic goals to facilitate commerce, improve tax compliance, address cross-border tax risk, and build its workforce readiness.

GOAL 1: BUSINESS QUALIFICATION

TTB facilitates growth in the U.S. economy by ensuring that qualified applicants enter business as an alcohol producer, wholesaler, importer, or as a tobacco product manufacturer, importer, or export warehouse proprietor. In all, TTB issues over 20 types of permits or registrations for the alcohol, tobacco, firearms, and ammunition industries. TTB uses risk-based screening procedures prior to approval to ensure that only qualified persons obtain a permit to operate. Given the tax liability associated with the commodities TTB regulates, this activity plays an important role in protecting Federal revenues.

In FY 2022, TTB received approximately 8,200 applications for a Federal permit or registration, and qualified approximately 6,400 new businesses. These are predominantly small businesses, which often lead the industry in product innovation and contribute to local job opportunities – critical as the nation continues to recover from the economic downturn precipitated by the COVID-19 pandemic. Today, TTB regulates nearly 119,000 authorized industry members.

Alcohol beverage industry growth has continued in recent years, including the number of new wineries, breweries, and distilleries. While the rate of growth has slowed in line with rising costs for labor and materials, particularly for breweries, the industries TTB regulates continue to demonstrate economic resilience. The number of distillery applications continues to increase, up 7 percent in FY 2022. The permanence of CBMA provisions may also be contributing to a rise in alcohol importer applications, up nearly 20 percent in the last two years. High volumes of Federal permit applications and registrations can contribute to



*Includes bonded wine cellars

The number of businesses with a TTB permit, brewer's notice, or registration continues to increase, with thousands of new breweries, distilleries, and wineries driving the boom in craft beverage products.

Since FY 2018, the number of authorized wineries increased 27 percent, breweries increased 40 percent, and distilleries increased 50 percent. The growth rate appears to be slowing, particularly for breweries, with application volumes declining over the last five years, and down 27% in FY 2022 compared to FY 2018.

prolonged TTB approval times – which peaked at an average of roughly 120 days in FY 2016 – and delay the startup of new businesses.

Providing prompt service to these new businesses has been a priority for TTB. In FY 2022, TTB retained its priority goal to improve service in permitting, and again met its target to issue permits within the 75-day service standard for 85 percent of applicants. Approval times are now holding around 35 days.

In FY 2022, TTB's continuous improvement efforts in this goal centered on the following key strategic objectives:

- ▶ Improve Reliable Service
- ▶ Increase Voluntary Compliance
- ▶ Optimize Electronic Systems
- ▶ Enhance External Communication & Outreach
- ▶ Update Regulatory Requirements

GOAL 1 PERFORMANCE HIGHLIGHTS

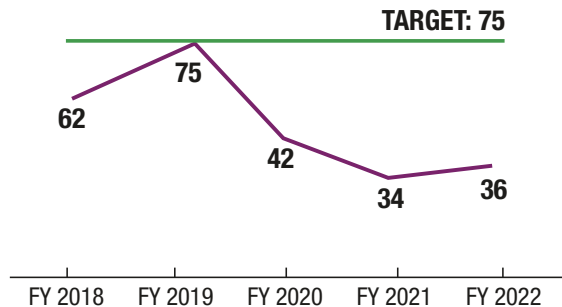
In FY 2022, TTB advanced its goal to timely issue permits to qualified applicants. With submission volume down, and through continued process improvements, TTB was able to reduce backlogs and sustain service levels. Across permit types, TTB achieved average approval times of 36 days in FY 2022, down over 60 percent since TTB established its priority goal in FY 2018.

Building on progress achieved last year, TTB also surpassed its priority goal target to issue permits within the 75-day service standard for 85 percent of applicants, achieving 91 percent by year-end. TTB achieved these performance improvements through cross-training specialists and using new analytics tools to support more effective workload management and oversight.

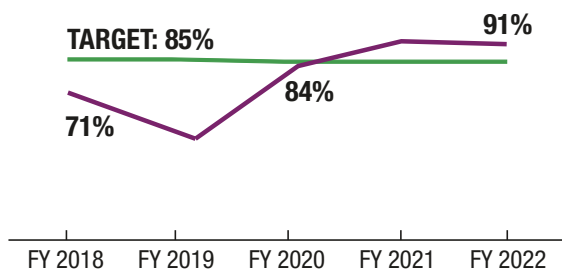
Even as TTB focused on achieving near-term improvements in service delivery, the Bureau continued its broader program improvements to sustain these performance levels in the future. These strategies include system, policy, and process improvements, as well as strategic workforce management.

TTB continued to achieve high electronic filing rates to support timely approvals, which is holding at 95 percent in FY 2022 for new permit applications. The Permits Online system provides navigation and guidance to support industry members in filing complete and compliant applications the first time they submit.

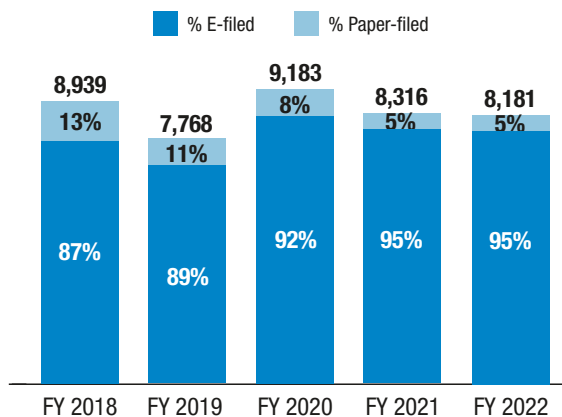
Average Permit Approval Time (in calendar days)



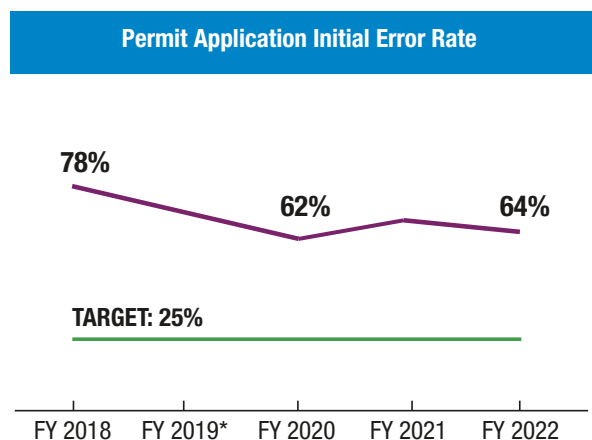
Permits Meeting Service Standard (75 Days)



Permit Application Submissions by Filing Method



Reducing errors on applications is critical to improving timely service, as time spent working with applicants to make corrections or obtain additional supporting information adds to overall service times. TTB reduced error rates in FY 2022, down to 64 percent compared to 67 percent last year, and an improvement of nearly 20 percent from the high point of 82 percent in FY 2017. TTB has achieved the greatest improvements in wholesaler and importer applications, which are approaching 50 percent, down from as high as 80 percent five years ago. This year, TTB also continued to gain ground on reducing



*Estimated result due to data quality issue identified in Q4

errors on alcohol producer applications, the more complex application types, with notable improvements in winery applications, down 7 percent compared to FY 2021.

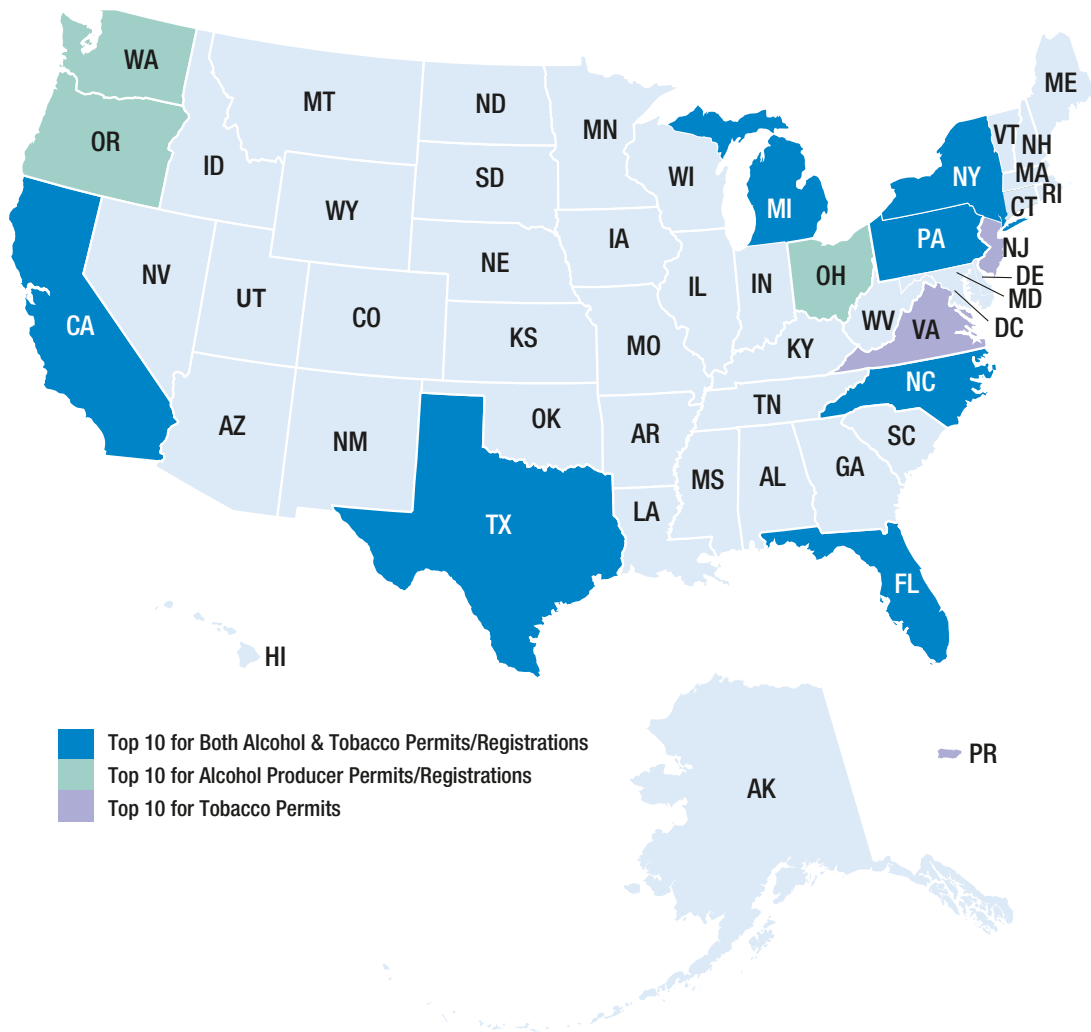
If error rates remain high, TTB will not be able to sustain timely service levels, as application volume is expected to increase in line with overall economic recovery. Recognizing this trend, broader changes to TTB’s permit application requirements, some of which require rulemaking, are also underway. The proposed changes, which incorporate industry input on areas to eliminate or simplify Treasury regulations, will reduce burdens related to permit applications for industry and TTB, as well as the likelihood of errors, and contribute to improved approval times. In FY 2022, TTB published two proposed rulemakings to simplify permit applications, starting with distilled spirits plants, and followed by a similar notice for breweries to simplify the brewer’s notice process. TTB plans to issue final rules on these notices, and publish proposed rulemaking to simplify winery applications, in FY 2023.

This year, in response to high error rates, TTB fully implemented an enhancement to Permits Online to streamline internal processing and improve industry communication. The system now enables applicants to make any needed corrections directly in the online system rather than via email, addressing a significant customer pain point and giving TTB greater visibility to manage in-process applications. This enhancement also enables TTB to better track common errors on applications to make targeted improvements to industry guidance and improve review consistency.

In the years ahead, TTB plans to replace legacy systems like Permits Online through its myTTB IT modernization initiative, with the goal of providing an integrated online filing experience for industry members. The multi-year initiative, which is dependent on the continued availability of funding, will include incremental releases to eventually incorporate all business transactions related to permitting, tax, and labeling in a single, modern system to streamline filings and approvals and make compliance easier for industry.

In FY 2022, TTB also continued to refine its risk-based screening of permit applications. New procedures and analytics tools help to facilitate timely permit approvals while also ensuring that high-risk applications are flagged to receive additional review and potential field referral, allowing for more efficient application processing. Going forward, TTB will continue to make enhancements to support further improvements to both the quality and timeliness of TTB application approvals.

FY 2022 ALCOHOL AND TOBACCO PRODUCERS BY STATE



Top 10 States by Number of Alcohol Producer Permits/Registrations	
State	# Permit Holders
California	9,854
New York	2,730
Texas	2,718
Washington	2,659
Pennsylvania	2,220
Michigan	2,003
Ohio	1,799
Oregon	1,762
Florida	1,575
North Carolina	1,462

Top 10 States by Number of Tobacco Permits	
State	# Permit Holders
Florida	195
California	94
New York	70
North Carolina	65
Texas	55
Virginia	44
New Jersey	33
Pennsylvania	32
Michigan	24
Puerto Rico	23

TTB TRADE PRACTICE PROGRAM

Unlawful trade practices threaten fair competition because they undermine equal access to the marketplace and limit consumer choices. TTB enforcement continues to be important to ensure a level playing field and fair

competition within the marketplace, particularly following years of growth by new, small industry members who cannot afford to pay for market access.



Since 2017, TTB's enacted budget has included directed funding for the purpose of increasing trade practice enforcement. With these resources, TTB established an Office of Special Operations within its Trade Investigations Division, which includes dedicated investigators to increase trade practice enforcement.

TTB started FY 2022 with 11 open investigations and initiated six new investigations this year. Due to their complexity, often involving multiple locations, crossing several jurisdictions, and requiring coordination with local and state authorities, trade practice cases can take several years to conclude. In FY 2022, in the sixth year since receiving dedicated funding, TTB closed 11 trade practice cases, with 57 percent resulting in successful outcomes. These successful resolutions included two Offers-in-Compromise totaling \$755,000. For more information on TTB's administrative actions to resolve willful violations of the FAA Act, see www.ttb.gov/fo/administrative-cases.

TTB is also committed to preventing anti-competitive conduct by increasing its industry outreach and education so that businesses understand their obligations and can voluntarily comply. TTB guidance is informed by actual cases to provide industry with specific examples of conduct that TTB has found to violate the trade practice rules. In FY 2022, TTB's outreach included six presentations to state alcohol beverage enforcement agencies or organizations in an effort to increase state and Federal coordination of joint trade practice enforcement operations. In the year ahead, TTB will continue these critical efforts to help industry members avoid practices that have the potential to stifle industry growth and undermine competition.

TTB also plans to evaluate the need to modernize the trade practice rules and regulations in the alcohol beverage industry. As required by **Executive Order 14036, Promoting Competition in the American Economy**, the Treasury Department released a report on competition in the markets for beer, wine, and spirits that recommended TTB consider rulemaking in areas including trade practice regulations, available on www.ttb.gov/trade-practices. In response to the report, TTB plans to publish an Advanced Notice of Proposed Rulemaking in early FY 2023 to obtain public comment to determine whether to proceed in developing specific regulatory proposals related to the Federal Alcohol Administration Act's exclusive outlet, tied house, commercial bribery, and consignment sales prohibitions.

GOAL 2: LABELING MODERNIZATION

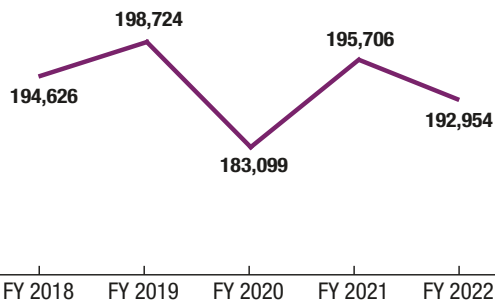
Consumer confidence is essential to ensuring that the U.S. economy performs at its full potential. TTB is responsible for carrying out provisions of the FAA Act to ensure that the labeling and advertising of alcohol beverages provide adequate information to consumers concerning the identity and quality of a product.

After alcohol beverages enter the marketplace, TTB monitors labeling compliance through its market sampling program and product integrity investigations. These efforts assist TTB in maintaining the integrity of alcohol beverage products in the U.S. market, both in the view of U.S. consumers and TTB's international counterparts, which is critical to gaining foreign market access for U.S. products.

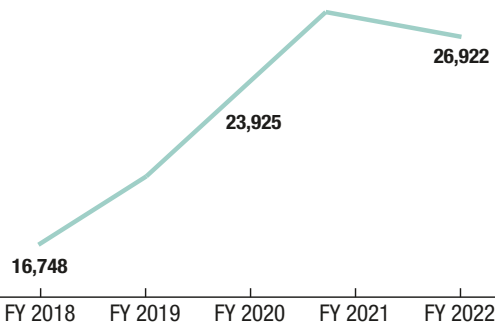
Alcohol beverage industry growth and product innovation continue to result in high volumes of alcohol beverage label and formula applications submitted to TTB for approval. This year, TTB received nearly 193,000 label and 27,000 formula applications. TTB maintains a strategic focus on improving its ability to provide reliable and timely service to avoid the negative impact of service delays on U.S. businesses. This includes managing overall workload by reducing application errors that delay approvals as well as improving the consistency of application reviews.

Historic increases in the annual volume of label applications may be abating. COVID-19 disrupted this trend in FY 2020, with the total number of label applications down significantly. In FY 2021, submissions started to rebound to near pre-pandemic levels, largely driven by continued growth in distilled spirits; however, total submissions this year declined, indicating that the businesses TTB regulates may be feeling the effects of inflationary pressures, including higher costs for labor, shipping, and raw materials.

Total Label Applications Received



Total Formula Applications Received



Decreased label and formula applications in FY 2022 indicate that rising operating costs are impeding product development in the alcohol beverage industries.

Likewise, for the first time in five years, the volume of alcohol beverage formula applications declined in FY 2022, down five percent since last year. Prior to this year, market trends that include flavored wine, hard cider, and malt-based cocktails, contributed to double-digit growth in formula applications each year since FY 2018. Once again, higher operating costs appear to be slowing production and, in turn, new alcohol beverage product lines. Distilled spirits is the only commodity that averted this trend, and even still experienced modest growth at less than one percent.

In the year ahead, TTB will continue to focus on service levels to support ongoing industry recovery, including through modernizing regulations, clarifying guidance, and increasing outreach to facilitate business and product expansion. This includes initiating rulemaking to implement recommendations from Treasury's Report on Competition in the Markets for Beer, Wine, and Spirits, published in February 2022 in response to E.O. 14036. When complete, the combined effect of these rulemakings will support industry compliance as well as improve competition in the alcohol beverage market.

In FY 2022, TTB's continuous improvement efforts in this goal centered on the following key strategic objectives:

- ▶ Improve Reliable Service
- ▶ Increase Voluntary Compliance
- ▶ Optimize Electronic Systems
- ▶ Enhance External Communication & Outreach
- ▶ Update Regulatory Requirements

GOAL 2 PERFORMANCE HIGHLIGHTS

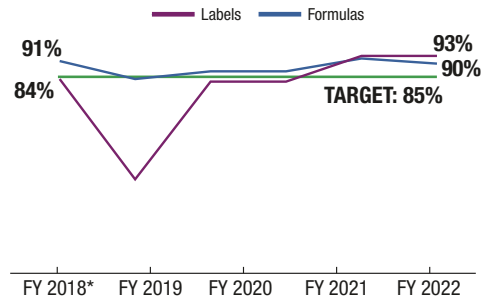
In FY 2022, TTB continued to make progress toward achieving near and long-term targets under its strategic goal to modernize its alcohol beverage labeling program.

TTB continues to exceed service standards for product label and formula approvals, with timely approvals critical for U.S. alcohol producers and importers to build their businesses. TTB's performance goal is to issue these approvals within 15 days for 85 percent of applicants. This year, TTB again exceeded its targeted performance level for both label and formula approvals, with 93 percent of label and 90 percent of formula applications approved within 15 days. This performance is particularly notable given recent staff attrition, as TTB lost nearly half of its formula specialists this year.

Certain alcohol beverage products also require lab analysis prior to applying for formula and label approval. For FY 2022, TTB also set a performance goal to complete lab analyses within 15 days for 85 percent of submissions. This year, TTB achieved its target, completing 89 percent of lab analyses within 15 days. Significantly, for products requiring lab analysis, formula approval, and label approval, TTB achieved a total average review time of 27 days in FY 2022.

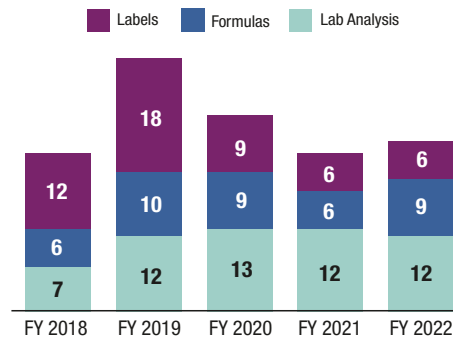
TTB continues to focus on sustaining timely service by using data-driven strategies to reduce high error rates on label and formula applications. Application errors are a key driver of processing times, as additional review is required for each resubmitted application. TTB's performance goal is to reduce error rates to 25 percent or less. Results indicate that guidance, system, and policy changes implemented in recent years are having a positive effect in reducing application error rates. Since FY 2018, TTB has reduced overall error rates by over 11 percent for label applications and 16 percent for formula applications, with both application types ending FY 2022 below

Labels and Formulas Meeting Service Standard (15 days)

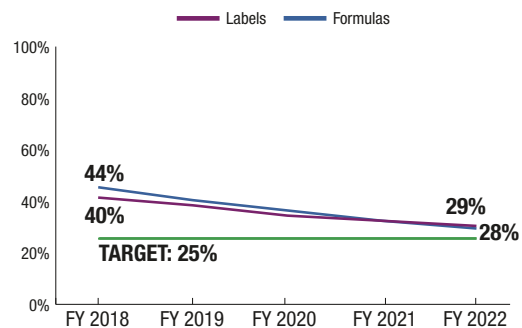


*Data adjusted to reflect the 15-day service standard to support trend analysis; see Part II, Goal 2 performance table for performance levels at annual service standards.

Total Average Review Time (calendar days)



Label and Formula Application Initial Error Rate



30 percent for the first time. Notably, through the last quarter of FY 2022, error rates across formula applications held below 25 percent, indicating that TTB is on track to meet this target next year.

In FY 2022, TTB focused on reducing errors on malt beverage and distilled spirits applications, which have the highest error rates, including through industry guidance and education. TTB continued to work on improving the guidance available on TTB.gov, and plans to finalize and publish a new malt beverage labeling homepage in FY 2023, including interactive web-based tools to make it easier to understand labeling requirements. This year, TTB also kicked off its *TTB Boot Camp for Distillers* webinar series, which covers all TTB compliance topics, including sessions dedicated to alcohol beverage labeling requirements scheduled for early FY 2023. User-friendly guidance is critical to helping industry submit compliant label submissions and reduce the burden of resubmissions on industry and TTB. This year, the Bureau also continued to enhance internal guidance and conduct additional staff training to improve processing quality, ensuring that determinations on applications are consistent with TTB policy and precedent.

In addition, TTB continued to make progress on its multi-year plan to modernize Federal alcohol beverage labeling and advertising regulations. When finalized, the updated regulations will facilitate industry compliance by simplifying and clarifying regulatory standards and reduce burden on industry where possible. To date, TTB has published two of three final rules in its phased labeling modernization rulemaking, starting with areas of broad consensus in FY 2020, followed by a rule this year to address malt beverages, distilled spirits, and other crosscutting issues. TTB also continued to focus on updating industry guidance on TTB.gov to implement the new rules and ensure industry realizes the benefits of these changes. In the year ahead, TTB expects to complete the final phase of this project, and plans to publish a final rule to address wine labeling and clarify the issues that will be reserved for future rulemaking.

Given the high rates of electronic applications, IT modernization also remains a key strategy to achieving performance goals in the labeling program. System enhancements to COLAs Online and Formulas Online continue to focus on compliance validations and embedded help features to address frequent application errors. This year, TTB continued to focus on preventing the submission of label applications with low quality images. System-based solutions implemented to date have proven effective, reducing this common error type by more than 70 percent. In FY 2022, TTB also explored more advanced artificial intelligence solutions to detect common errors, although progress within the legacy IT systems may be limited. Moving forward, TTB will continue to identify effective technology solutions and incorporate customer feedback to prioritize and design new system features and functionality as part of its myTTB IT modernization initiative.

Finally, in FY 2023, TTB will continue to focus on preserving a level playing field for all industry members. This includes conducting random and risk-based product sampling to detect where issues may exist in the marketplace as well as evaluate products that may have a higher likelihood of non-compliance. TTB will also review alcohol beverage advertisements to ensure they comply with TTB regulations. These results will inform decisions on enforcement actions, policies, and priorities to effectively direct investigative and regulatory resources going forward.

AMERICAN VITICULTURAL AREAS

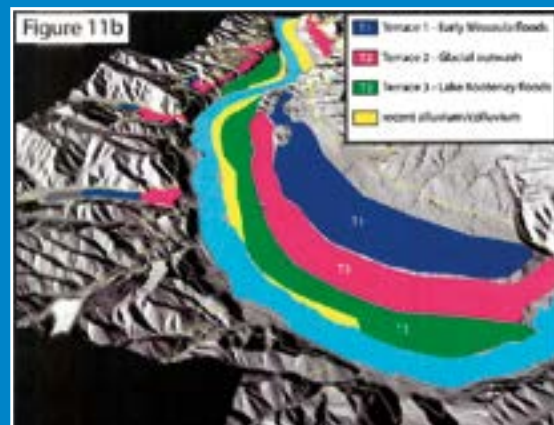
An American Viticultural Area (AVA) is a delimited grape growing region having a name, a delineated boundary, and distinguishing features (defined in Part 9 of TTB regulations). Distinguishing features may include climate, geology, soils, physical features, and elevation.

An AVA designation allows vintners to more accurately describe the origin of their wines to consumers and helps consumers identify wines that they may purchase.

During FY 2022, TTB published 13 AVA-related rulemaking documents, including 3 proposed rules and 10 final rules. As a result of these final rules, at the end of FY 2022, TTB and its predecessor agency, the Bureau of Alcohol, Tobacco and Firearms, have established a total of 267 AVAs.

TTB provides public access to AVA information on TTB.gov through its AVA Reading Room. This online resource provides a collection of publicly available AVA documents, including petitions, proposed rules, final rules, and public comments for established and proposed AVAs.

Additionally, the AVA Map Explorer on TTB.gov is an interactive map tool that can be used to view the boundaries of all established and proposed AVAs. The Map Explorer has information about each AVA, including its state and county, when it was established, other AVAs it contains or is within, and a link to its codified official boundary description. This tool enables the public to view the boundaries of proposed AVAs during the public comment period.



Flood plains within the established Rocky Reach AVA in Washington State.

FY 2022 Proposed Rulemakings

- ▶ **Gabilan Mountains**, proposing a new AVA in Monterey and San Benito Counties in California
- ▶ **Long Valley–Lake County**, proposing new AVA in Lake County in California (includes boundary modifications to the North Coast and High Valley AVAs, also in Lake County in California)
- ▶ **Yucaipa Valley**, proposing a new AVA in San Bernardino County in California

FY 2022 Final Rules

- ▶ **Verde Valley**, establishing a new AVA in Yavapai County in Arizona
- ▶ **Lower Long Tom**, establishing a new AVA covering portions of Lane and Benton Counties in Oregon
- ▶ **Mount Pisgah, Polk County, Oregon**, establishing a new AVA in Polk County in Oregon
- ▶ **San Luis Obispo Coast (SLO Coast)**, establishing a new AVA in San Luis Obispo County in California
- ▶ **West Sonoma Coast**, establishing a new AVA in Sonoma County in California
- ▶ **Upper Lake Valley**, establishing a new AVA in Lake County in California (includes boundary modifications to the **Clear Lake** AVA, also in Lake County in California)
- ▶ **Paulsell Valley**, establishing a new AVA in Stanislaus County in California
- ▶ **Gabilan Mountains**, establishing a new AVA in Monterey and San Benito Counties in California
- ▶ **Rocky Reach**, establishing a new AVA covering portions of Chelan and Douglas Counties in Washington
- ▶ Final rule modifying the boundaries of the established **Clarksburg** AVA, which covers portions of Sacramento, Solano, and Yolo Counties in California

GOAL 3: TAX COMPLIANCE

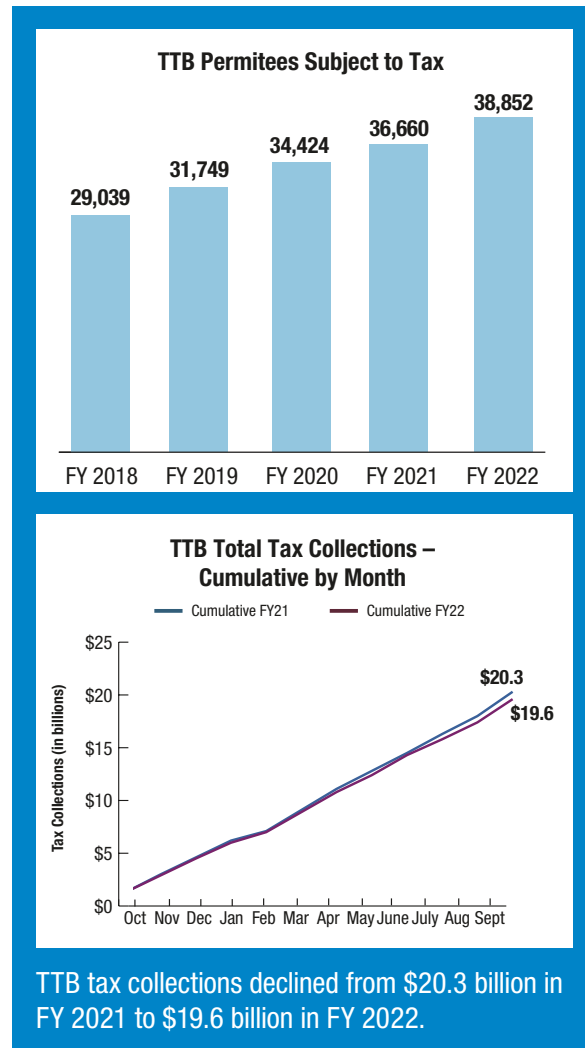
In FY 2022, TTB collected \$19.6 billion in revenue from the alcohol, tobacco, firearms, and ammunition industries. As the number of TTB permittees continues to expand, and market competition increases, TTB must continue to pursue innovative tax administration policies and processes to ensure that all taxpayers meet their tax obligations.

The full economic impact of COVID-19 is still unfolding in U.S. communities, including the businesses that TTB regulates. TTB is committed to fair enforcement of tax laws so all have an equal opportunity to thrive. TTB will continue efforts to facilitate voluntary compliance through education and outreach to support industry in navigating Federal tax requirements, supporting the recovery of thousands of small wineries, breweries, and distilleries.

TTB will also maintain a strategic focus on modernizing its filing requirements and tax systems to reduce burden on industry and improve TTB's ability to timely detect non-compliance. Through comprehensive updates to its filings, processes, and systems, TTB will be able to enhance the Bureau's use of advanced analytics for tax administration and fraud detection, a key strategy to maximize the reach of TTB's enforcement resources and protect Federal revenues.

These strategic changes are especially critical in light of the now permanent CBMA provisions. These tax reform provisions included some of the most significant changes to the tax code relating to alcohol in almost 40 years. Among other things, the provisions altered the effective tax rates for all three alcohol commodities by introducing new reduced rates and credits. The law also made all domestic producers eligible for reduced rates and credits, and allowed imports to be eligible for reduced rates and credits for the first time.

These provisions, combined with ongoing economic challenges from the pandemic, have impacted TTB excise tax collections, which are down roughly three percent in FY 2022. While driven primarily by long-term declines in tobacco collections, alcohol revenues also declined, following two years of increases. TTB data indicates that the pandemic likely has had a disparate effect on TTB industry members, depending on commodity and other factors,



including the industry member size and the diversity of their business and product portfolio. Rising costs, however, are causing operational challenges for all industry members, slowing product and business expansion.

In FY 2022, TTB also focused on improving claims service levels, recognizing the importance of timely tax refunds on business cash flow. Since the onset of the pandemic, TTB has prioritized system enhancements to address outdated and largely paper-based claims processes, starting with claims submitted by manufacturers of nonbeverage products, the highest volume claim type. Through systems and process improvements, TTB was able to improve claims processed within service standards by roughly 40 percent between the first and second halves of FY 2022. These enhancements also facilitate data-driven tax reconciliation, and serve to protect revenue and mitigate fraud risk.

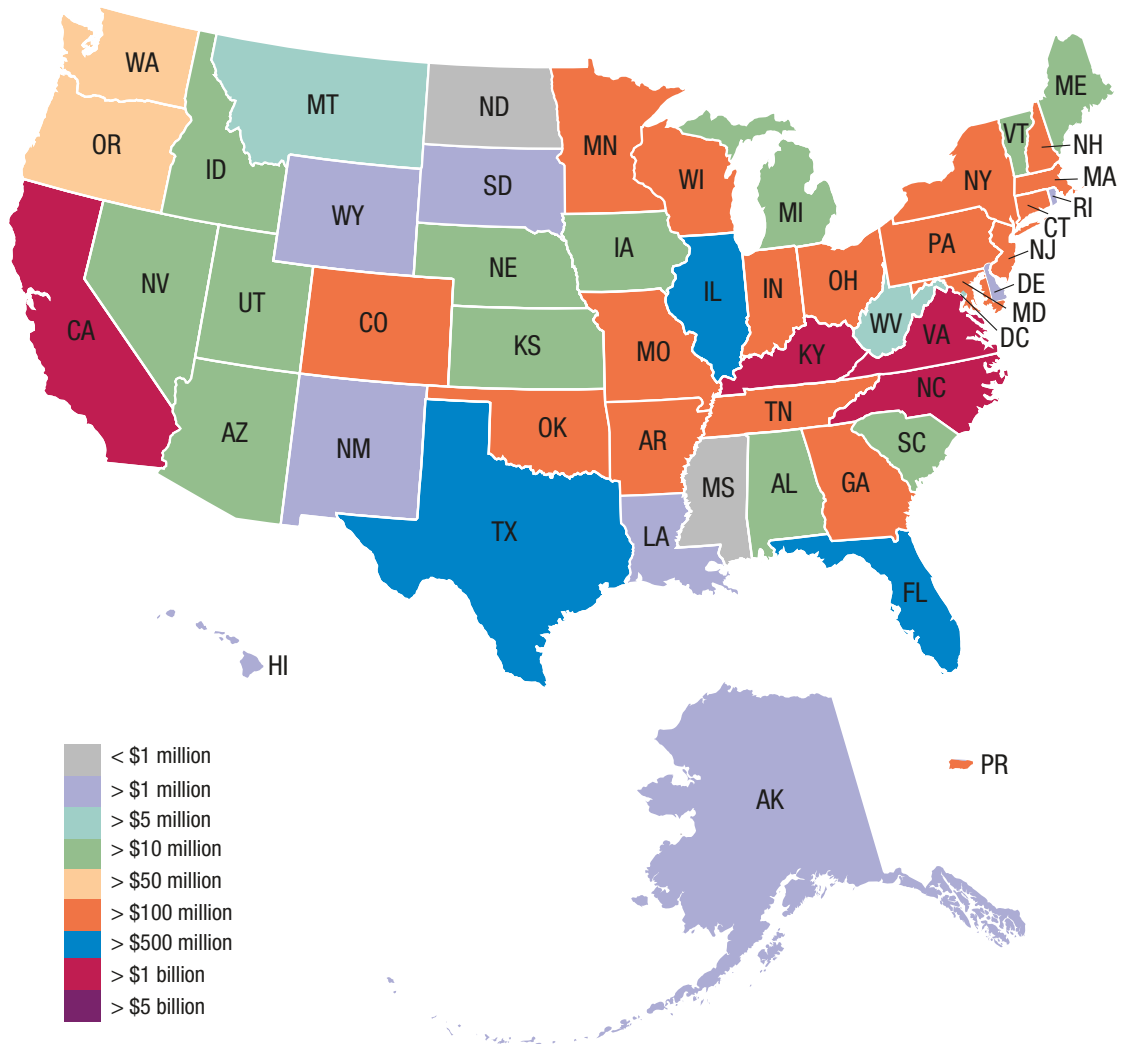
In the year ahead, TTB will continue developing and implementing strategies that address compliance risks, including effective information sharing with enforcement partners, improved guidance to industry, and rulemaking to simplify tax requirements. In addition, in FY 2023, TTB will prioritize implementing a new import claims program to administer and enforce new CBMA import provisions, which Congress transferred from CBP to Treasury in December 2020. The new provisions take effect on January 1, 2023, and TTB is developing new systems, regulations, guidance, and processes to stand up the program with adequate controls to protect the revenue.

In FY 2022, TTB's continuous improvement efforts in this goal centered on the following key strategic objectives:

- ▶ Increase Voluntary Compliance
- ▶ Enhance External Communication & Outreach
- ▶ Improve Policies, Processes, & Documentation
- ▶ Optimize Electronic Systems
- ▶ Update Regulatory Requirements

FY 2022 TAX COLLECTIONS BY STATE

FY 2021 Tax Collections by State



GOAL 3 PERFORMANCE HIGHLIGHTS

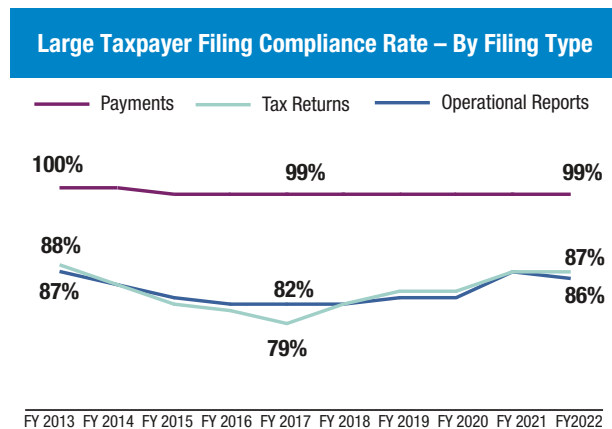
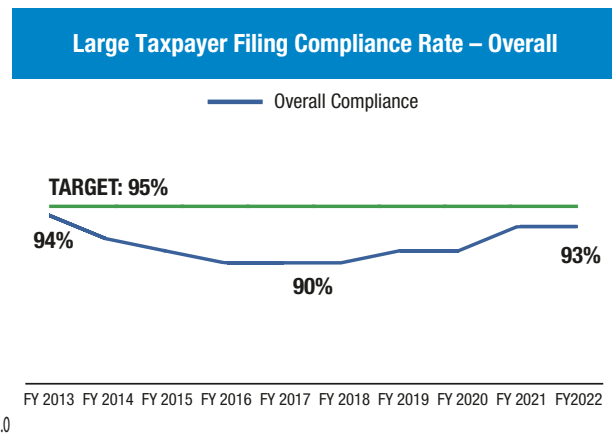
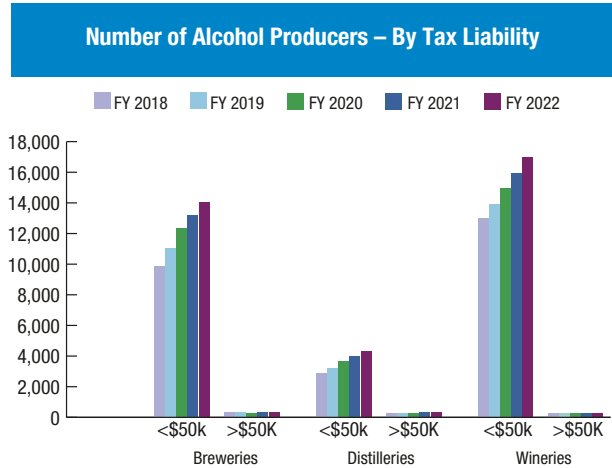
In FY 2022, TTB continued working towards its strategic goal to improve tax compliance in response to identified challenges in maintaining taxpayer filing compliance.

The industries TTB regulates have grown significantly in recent years, which has created tax administration and enforcement challenges, particularly in light of recent tax reforms. This growth has cut across industry types, including significant increases in small wineries, breweries, and distilleries. In the last five years, the TTB tax base has increased over 30 percent.

At the same time, filing compliance by TTB taxpayers has remained below target, hindering TTB's ability to timely detect underreporting or fraud due to missing or late filings. TTB calculates taxpayer compliance rates based on filing patterns for tax returns, operational reports, and payments. TTB uses this information to take a risk-driven enforcement approach based on revenue exposure as well as patterns of significant non-compliance with filing requirements.

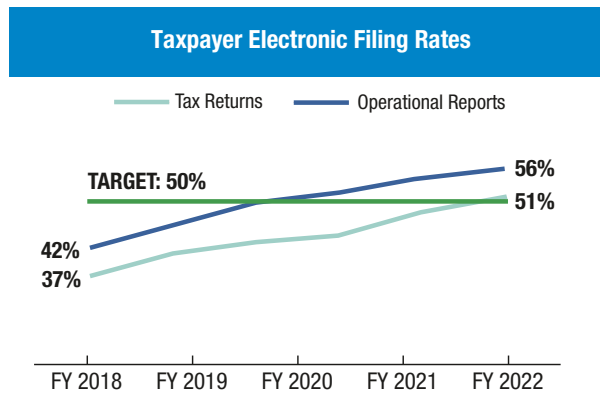
In FY 2022, TTB continued to focus on reversing the declining filing compliance trend for large taxpayers, defined as those with \$50,000 or more in annual tax liability. Given the revenue exposure, TTB set a high target for filing compliance for its largest taxpayers at 95 percent. Through focused enforcement, TTB increased large taxpayer filing compliance from 90 percent in FY 2018 to 93 percent in FY 2022, putting TTB on track to meet its target in the year ahead.

TTB continues to mitigate the overall revenue risk related to current large taxpayer noncompliance, as indicated by the 99 percent compliance rate for tax payments. In FY 2023, TTB will continue to focus on improving filing compliance for tax returns and operational reports. Together, these filings provide important information for tax verification and fraud



detection. Filing compliance for both tax returns and operational reports has increased approximately 5 percent since FY 2018 to 87 percent and 86 percent, respectively.

TTB's ability to timely address delinquent filings is impeded by ongoing low electronic filing rates, with roughly half of TTB taxpayers submitting their tax filings through Pay.gov. Increasing electronic filing rates is critical to address inefficiencies and increase timely access to quality data for tax reconciliation or advanced analytics. In FY 2022, TTB exceeded its 50 percent target for both electronically filed tax returns and operational reports for the first time, achieving 51 percent and 56 percent, respectively. Effective promotion of Pay.gov, as well as a new self-enrollment process to create a Pay.gov account implemented in FY 2022, contributed to these gains.



FY 2022 performance indicates the effectiveness of TTB's multi-pronged strategy to improve filing compliance across all taxpayer segments. This year, TTB continued to employ new analytics tools and process improvements to timely detect non-compliance by its largest taxpayers. These efforts, combined with improved criteria and coordination for field referrals, have resulted in the identification of more than \$89.3 million in tax liabilities and \$45.3 million in collections in the last two years. In FY 2023, TTB will continue to integrate and expand the use of these tools and procedures, addressing non-compliance across additional taxpayer segments.

With recent industry growth, TTB will also remain focused on strategies to increase and improve taxpayer guidance, recognizing the need to simplify and diversify communication channels to support businesses as they recover and grow. In FY 2022, TTB updated its guidance to help industry comply with the CBMA provisions and avoid unanticipated tax bills. TTB plans to initiate rulemaking in FY 2023 to codify these permanent provisions for domestic producers. Going forward, education and outreach will remain critical strategies to facilitating voluntary compliance for all TTB taxpayers.

In addition, TTB plans to significantly modernize tax filing requirements and processes to increase overall tax compliance. TTB is again taking a phased approach by commodity, developing and testing new consolidated tax forms prior to implementation. This year, TTB piloted new tax forms for breweries. Next year, TTB plans to initiate its pilot with wineries, and develop a similar proposal for distilleries. Using feedback from pilot participants, TTB intends to initiate rulemaking to implement broad-based changes to its tax return and operational report filing requirements. Once complete, the updated requirements will lessen burden on industry while improving the information available to TTB for tax administration.

Finally, over the next several years, TTB also plans to modernize its tax system, which will include developing new options as part of its myTTB initiative to enable the online submission and management of all TTB tax-related filings and payments. Although system enhancements are required for TTB to achieve its tax compliance performance goals, TTB re-prioritized IT development efforts to develop the required online modules for CBMA import claims, and delayed plans to streamline tax filings and processing in FY 2022.

TTB OUTREACH PROGRAM

The TTB Outreach Program plays a vital part in our strategy to assist our regulated industries in understanding TTB's compliance requirements.

Due to the pandemic and the associated social distancing and travel restrictions, TTB pivoted primarily to virtual outreach in fiscal years 2020 and 2021. This year, TTB was once again able to conduct face-to-face outreach with thousands of industry members at conferences and other educational forums. At these outreach events, TTB experts presented educational compliance seminars, answered industry members' questions, and even provided on-the-spot assistance with application issues.



TTB investigators answer questions from the wine industry at WIVI Central Coast, a California wine and viticulture symposium and trade show, held in April 2022.

TTB also continued to employ the new tools and practices initiated during the pandemic to conduct virtual outreach. This year, we were able to accommodate numerous requests for virtual presentations from trade associations, conference organizers, states, and other industry stakeholders. We also continued to present our TTB Boot Camp compliance seminars, and launched our own webinar series for the distilled spirits industry. TTB plans to expand our offerings to include other regulated commodities in FY 2023 and beyond.

Through this combination of virtual outreach and in-person events, we were able to maximize educational opportunities for our industry members. In total, we participated in 67 outreach events, a 66 percent increase from FY 2021. These events covered all of TTB's regulated commodities — firearms, ammunition, tobacco, wine, beer, and distilled spirits.

Please visit www.ttb.gov/outreach/outreach-program for a list of FY 2023 events.

GOAL 4: CROSS-BORDER TAX RISK

TTB is charged with preventing tax evasion by entities and individuals manufacturing or selling alcohol and tobacco products without the payment of all taxes due, including through diversion outside of the lawful distribution system. The diversion of these products without the payment of tax threatens Federal revenues, undermines fair competition, and provides a source of funding for criminal enterprises.

The cross-border trade in alcohol and tobacco products poses a particular revenue risk and enforcement challenge. TTB must partner with multiple agencies to regulate and enforce import and export activity, as well as effectively track the movement of imported and exported commodities. Exports pose a revenue threat because alcohol and tobacco products intended for export may be lawfully removed from a domestic producer's premises without payment of tax and placed in a customs-bonded warehouse, foreign trade zone, or tobacco export warehouse for subsequent exportation. Some tax evasion schemes involve the unlawful diversion of these products into domestic commerce.

Imports also present a revenue risk because products may be misclassified to CBP upon entry into the United States to evade alcohol and tobacco excise taxes. In addition, importers may attempt to evade paying the correct amount of excise tax at the time of entry by misrepresenting to CBP the quantities imported. The risk associated with tax evasion on imported alcohol products further increased following recent CBMA legislation, with importers now able to claim reduced rates or tax credits on products within certain limits.

Today, TTB continues to work cooperatively with its interagency partners to address these revenue risks and maximize TTB's enforcement presence. To this end, TTB has continued its efforts to reduce the illicit trade in imported and exported alcohol and tobacco products by collaborating with law enforcement partners on audits, investigations, and criminal cases. TTB also continues to leverage transactional customs data available through the Automated Commercial Environment (ACE) to support efforts to timely detect tax evasion and identify potential diversion. TTB mines this data to ensure eligibility for CBMA reduced rates and credits, taking administrative action against TTB permits and making enforcement referrals to CBP where appropriate. Beginning in FY 2023, TTB will administer a new import claims program for importers to receive these tax benefits, again leveraging available data in system-based validations and risk-monitoring tools to ensure eligibility and compliance.

By combining data analytics and sound intelligence, TTB is able to deploy its enforcement resources to address the most serious revenue threats. In FY 2022, as part of ongoing CBMA implementation efforts, TTB focused on improving its ability to identify company relationships and controlled groups, necessary information to determine whether taxpayers are eligible to claim reduced rates and credits. Through this approach, the Bureau maintains oversight over a wide universe of taxpayers and establishes an identifiable enforcement presence to deter the illicit trade of alcohol and tobacco products.

In FY 2022, TTB's continuous improvement efforts in this goal centered on the following key strategic objectives:

- ▶ Reduce Illicit Trade
- ▶ Improve Data Driven Decision Making
- ▶ Increase Data Quality & Analytical Capacity
- ▶ Enhance Risk-Based Enforcement

GOAL 4 PERFORMANCE HIGHLIGHTS

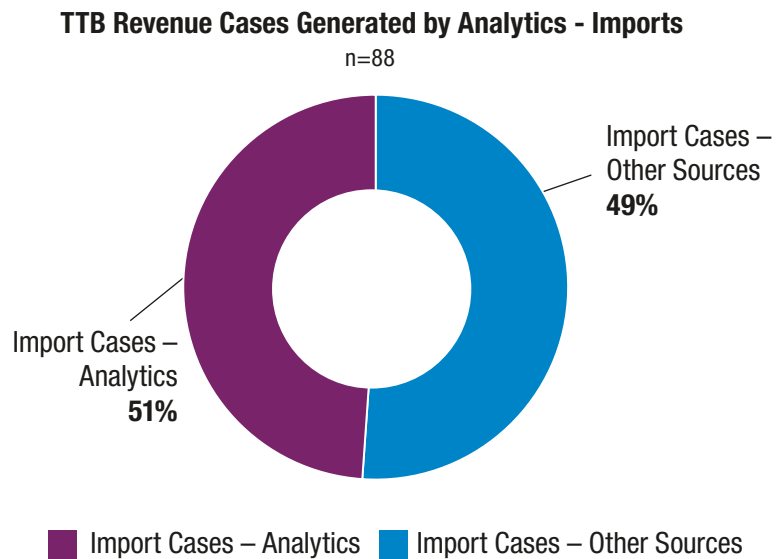
This year, TTB continued to encounter challenges related to its strategic goal to address cross-border tax risk due to competing priorities and requirements. While TTB has returned to a normal operating posture, including conducting in-person investigations and audits involving import and export activity, TTB continued to face competing enforcement priorities based on Congressional direction to increase trade practice enforcement, with funding for this purpose included in TTB's enacted appropriation each year since FY 2017.

Further, legislative changes in late 2020 made permanent most CBMA provisions, but also made significant changes to others. This included shifting responsibility for administering the import provisions of the law from CBP to Treasury starting in January 2023. Under the law, importers will no longer pay the reduced tax rates to CBP at the time of entry. Instead, importers will pay the full rates to CBP at entry and then file quarterly claims with TTB to receive CBMA tax benefits assigned to them by foreign producers. These changes necessitated shifting resources from other priorities to prepare for implementing the import claims program by the statutory effective date.

Under current law, TTB continued to focus in FY 2022 on improving its data-driven enforcement to address the tax risk associated with imported and exported products. This year, through these efforts, TTB exceeded its performance goal to integrate analytics in its enforcement practices. TTB set a target to generate at least 30 percent of its revenue cases through analytics. Across its revenue cases, TTB achieved a rate of 43 percent, on par with performance in FY 2020.

TTB was particularly successful in using analytics to generate leads for revenue cases involving import activity. In FY 2022, TTB initiated 51 percent of these cases based on analytics. Overall, cases initiated through analytics continue to result in a high success rate, with 64 percent identifying significant tax liabilities or concluding with an adverse action or criminal referral.

In addition, TTB continued to collaborate and share information with CBP, the agency responsible for collecting taxes on imports, to detect importation of misclassified products or smuggling. In FY 2022, these efforts protected the revenue by preventing thousands of cases of product from entering the U.S. without payment of the taxes due.



In FY 2022, TTB also continued efforts to improve its enforcement of the “single taxpayer” and controlled group rules under CBMA. These rules limit the eligibility for reduced rates to the combined production of related parties and, in the case of controlled groups, extend across affiliated domestic and foreign producers. Enforcing these rules presents challenges, particularly where imported products are concerned. TTB’s lack of jurisdiction over foreign producers limits its ability to verify that the claimed tax due complies with the production caps in the statute.

To mitigate these risks, the Bureau continued to focus on improving its ability to monitor import activity and ensure TTB-permitted importers are operating in accordance with Federal law and TTB regulations. This year, TTB worked to add new data sources to identify company relationships. By integrating this data with TTB tax data, the Bureau is improving its ability to attribute products to a particular controlled group to determine whether the applicable reduced tax rate and credit limitations were exceeded. These efforts will prove critical to TTB’s administration and enforcement of the new import claims program beginning in FY 2023.

TTB is taking a data-driven approach to stand up this new claims program, consistent with its goal to prevent the submission of erroneous or fraudulent claims and support risk-targeting tools for field enforcement. This year, in preparation for implementation, TTB published temporary regulations and initial industry guidance in September 2022 that define new procedures for foreign producers and importers. TTB also developed the first of two systems required to implement the program, which will allow foreign producers to register with TTB and assign tax benefits to their importers. This system is scheduled for release in October 2022. The second system, which will allow importers to submit refund claims to TTB, is scheduled for release early in calendar year 2023 to enable importers to begin filing quarterly claims in April 2023. Both systems incorporate external data sets and initial system-based validations of registrants and claims submissions – a first-of-its-kind IT development effort for TTB.

Over the longer term, TTB plans to address ongoing risks in the export trade. This includes improving the utility of export-related information currently reported to TTB by obtaining it in a standardized, electronic format that can be integrated into analytics tools and models. This will include updating TTB reporting requirements to improve the Bureau’s ability to timely reconcile export-related data reported to TTB with other data sources to verify that products were actually exported.

VALUE OF U.S. ALCOHOL IMPORTS AND EXPORTS

TTB actively engages with U.S. trade officials to facilitate fair and open alcohol beverage trade to support new and continuing opportunities for U.S. businesses in overseas markets.

These efforts include providing technical advice for trade agreements, educating industry and foreign officials on U.S. import and export-related requirements, and monitoring foreign trade measures that have the potential to adversely affect U.S. exports.

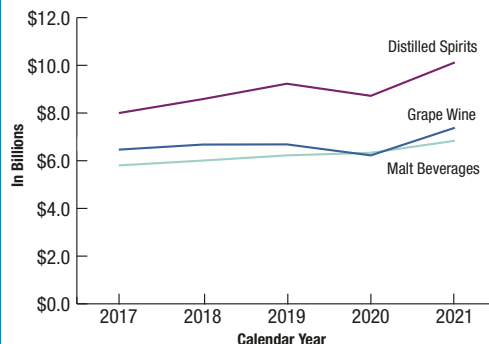
In FY 2022, TTB successfully addressed a trade barrier in Chile related to burdensome product testing, providing new certainty to U.S. exporters who may expand into this potential growth market.

This fiscal year, TTB also facilitated alcohol beverage exports through the issuance of nearly 15,000 export certificates to accompany U.S. alcohol beverage shipments, which are required in certain foreign markets. To aid exporters, TTB enhanced online guidance and outreach to reduce common export certificate submission errors and improve processing times, which averaged three days in FY 2022.

TTB also began work on the development of an electronic filing option for export certificates that, once finalized, will reduce time and costs for U.S. exporters associated with the transmittal of paper-based certificates.

In the year ahead, TTB will continue to work with other Federal agencies and international entities to ensure a level playing field in the global alcohol marketplace. TTB will also continue its work in other multilateral settings to advance issues of mutual interest in international trade in wine, including participating in the World Wine Trade Group, which the U.S. will chair in 2022-2023.

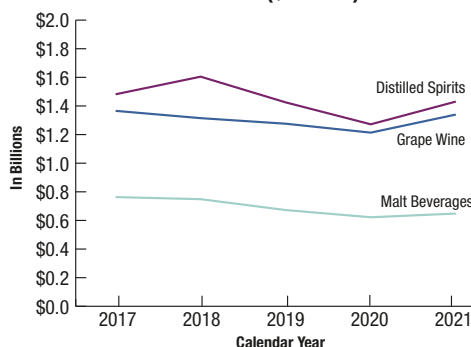
**U.S. Beverage Alcohol Imports
2017–2021 (\$ billion)**



Data Source: Department of Commerce, U.S. Census Bureau, Foreign Trade Statistics

The value of U.S. import trade for all alcohol beverages in 2021, the most recent full year of data available, increased 19 percent over 2020 as global commerce rebounds from pandemic related challenges, reaching a total of \$23.9 billion. All three commodities experienced significant growth, and surpassing pre-pandemic levels. The five-year trend indicates continued U.S. demand for imported products.

**U.S. Beverage Alcohol Exports
2017–2021 (\$ billion)**



Data Source: Department of Commerce, U.S. Census Bureau, Foreign Trade Statistics

The value of U.S. exports for all alcohol beverages in 2021 increased 13 percent over 2020, totaling approximately \$3.4 billion, indicating that the negative effects of the pandemic and recent tariffs were temporary. However, the five-year trend indicates that U.S. export value continues to decline across all three commodities. Malt beverage exports reflect the most marked decline, with a 21 percent decrease since 2017.

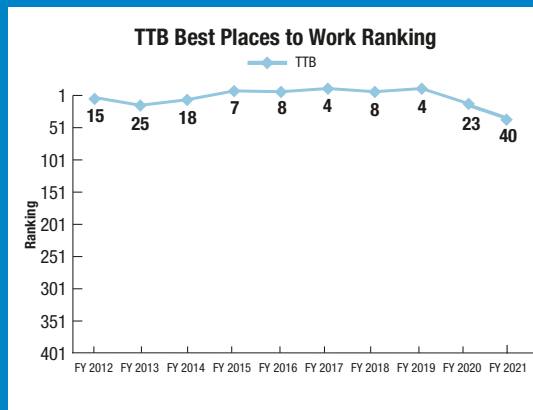
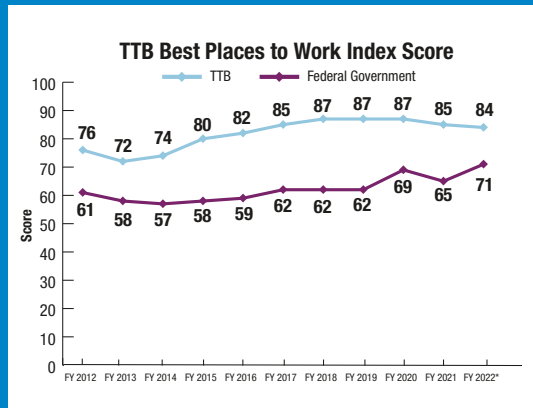
GOAL 5: WORKFORCE READINESS

The U.S. labor market has changed, and Federal agencies must adapt to attract and retain top talent. In FY 2022, TTB continued its efforts to address existing as well as emerging challenges that are hindering progress toward its strategic goal to increase overall workforce readiness.

Like many government agencies, TTB is facing a substantial retirement wave, with approximately 40 percent of TTB's workforce eligible to retire within the next five years. High retirement eligibility, combined with accelerated attrition over the last two years, has added urgency to efforts to mature workforce planning and employee development practices. Further, TTB has identified succession planning as a key risk due to a high number of potential retirements in critical positions. Addressing this mission risk requires that TTB use a variety of human capital policies and programs.

In FY 2022, TTB continued its efforts to improve the quality, relevance, and delivery of training to equip employees with critical job knowledge so they can develop in their careers as well as increase the quality of work across the Bureau. TTB also focused on improving its hybrid workplace, including leveraging available technology and tools to maintain productive and engaged employees. The hybrid environment also opens new opportunities to reach untapped and diverse talent pools, an area that TTB plans to explore in FY 2023.

TTB also continues to rely on employee feedback provided in the annual Employee Viewpoint Survey (EVS) to inform this strategic goal. Administered annually by the Office of Personnel Management, the EVS provides important insights into areas for improvement. Based on these scores, TTB has maintained a high ranking in the Partnership for Public Service's Best Places to Work in the Federal Government; however, recent trends indicate that mission expansion within existing resources and the resulting shifts in priorities have taken a toll. TTB must continue to evolve and identify more responsive and effective solutions to the concerns raised by its workforce.



The Best Places to Work index score represents the average of three EVS survey items related to job and organization satisfaction that indicate overall employee satisfaction. FY 2022 scores (*) are estimates based on initial EVS results. TTB scores are holding around 15 percent or more over government-wide results. The 2021 Best Places to Work rankings are the most current available. Detailed results are available at www.bestplacetowork.org.

Going forward, TTB intends to remain focused on effectively recruiting, training, and retaining a highly skilled and diverse workforce to maintain its status as an employer of choice in the Federal government.

In FY 2022, TTB's continuous improvement efforts in this goal centered on the following key strategic objectives:

- ▶ Enhance Professional Expertise
- ▶ Improve Employee Engagement
- ▶ Improve Strategic Resourcing

GOAL 5 PERFORMANCE HIGHLIGHTS

In FY 2022, TTB continued to employ a variety of strategies to build the capacity and resiliency of its workforce, ongoing risk areas that require strategic focus to meet evolving mission needs.

TTB is experiencing historic attrition, at more than double its average rate. Over the past two years, TTB has lost roughly 15 percent of its workforce, a significant hit to its institutional and technical knowledge. Broader workforce trends are likely a factor, as well as TTB-specific challenges related to expanding mission requirements and limited resources.

Recognizing that the workplace has permanently shifted in response to the pandemic, and to maintain mission performance, TTB is focused on building a productive and positive hybrid work environment. Nearly all TTB employees continue to work remotely at least part-time, which requires creative strategies to maintain employee engagement and a strong work culture. Going forward, TTB plans to improve internal communications to increase transparency and employee empowerment, as well as revamp online training in priority areas, including onboarding for new hires and technical training for employees.

This year, TTB continued to focus on addressing crosscutting technical skill gaps. Based on its annual assessment of training needs, TTB delivered training to improve the quality of communications to various stakeholders and audiences, including clear and effective policies, procedures, and reports. Given the rapidly changing operating environment, TTB is also working to build organizational resilience through effective problem solving and change management, two areas of targeted training for fiscal years 2022 and 2023. In the year ahead, TTB must also continue to build project management skills, including training specifically targeted to IT product owners to support the Bureau's IT modernization efforts.

TTB also recognizes the need to grow leaders for the succession pipeline. In FY 2022, TTB continued to make progress on its efforts to establish effective leadership development programs for those seeking leadership positions. TTB is developing a tiered framework to ensure that the Bureau is identifying and engaging emerging leaders, supporting the development of existing high-potential employees, and fostering potential senior leaders through the completion of a Senior Executive Service Candidate Development Program.

Further, to support employee development, TTB also continued its initiative to develop career ladder assessments to establish clear standards for advancement within each TTB job series. To date, TTB has developed these assessments for its chemists and auditors. In FY 2022, TTB focused on developing similar assessments for label and formula specialists, which it plans to finalize in the year ahead. TTB also plans to continue refining the tools and procedures to perform these assessments across all mission-critical occupations.

Moving forward, TTB must employ data-driven workforce planning efforts to ensure the Bureau is structured and staffed to meet the expanding mission. Based on competing priorities across TTB directorates, efforts stalled in FY 2022. This includes evaluating program support functions to optimize efficiencies and identify any additional resource requirements, starting with TTB's Human Resources Division. TTB will also pursue new partnerships with Treasury and other Federal agencies to better leverage human capital resources, and support new recruitment and diversity strategies.

1.5 FINANCIAL HIGHLIGHTS

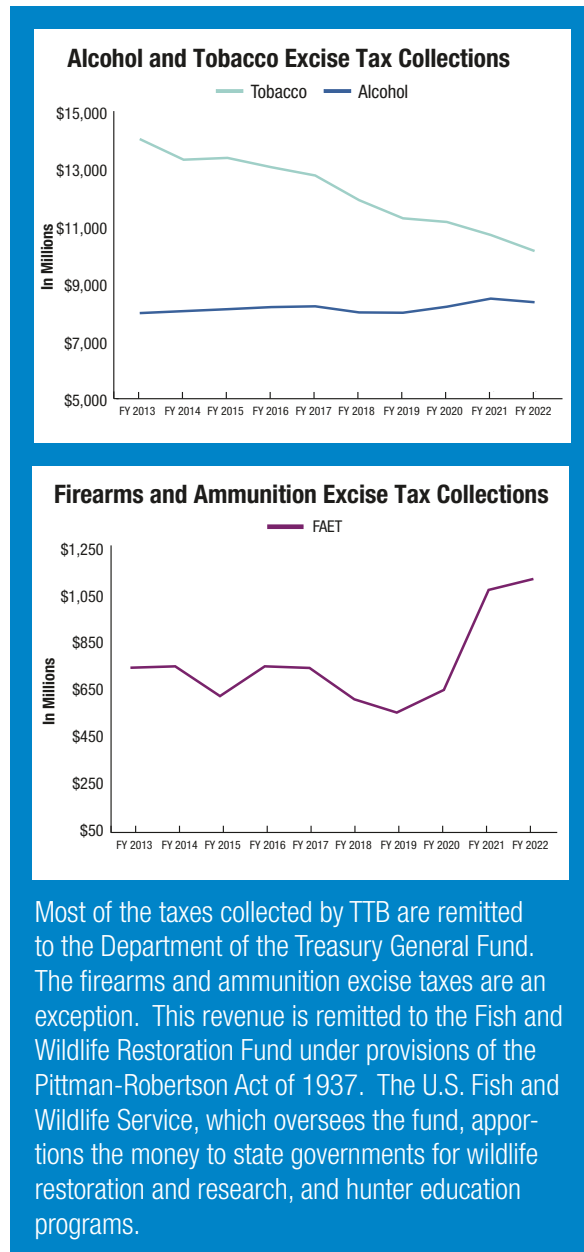
FEDERAL EXCISE TAX COLLECTIONS

During FY 2022, TTB collected \$19.6 billion in taxes, interest, and other revenues from the alcohol, tobacco, firearms, and ammunition industries. The tax for imported alcohol and tobacco products is collected by CBP.

As forecasted, tobacco revenues have generally declined since FY 2010, the first full year of collections following the 2009 Federal tobacco tax rate increase. Higher prices on tobacco products have historically resulted in decreased consumption and increased illicit trade. Further, recent analysis of tobacco collections has shown significant market shifts for tobacco products since 2009. The 2009 tax rate change introduced large Federal excise tax disparities among tobacco products, which created opportunities for tax avoidance and led manufacturers and price-sensitive consumers to shift toward lower-taxed products. The emergence of electronic nicotine products, such as e-cigarettes, which are not currently subject to Federal excise tax unless they contain tobacco, may also contribute to declining tobacco revenue in recent years.

The alcohol industry accounts for approximately 42 percent of the excise tax revenue collected by TTB. In FY 2022, TTB collected approximately \$8.3 billion in revenue from U.S. wineries, breweries, and distilleries. Alcohol collections are staying fairly steady after a downturn due to the lower tax rates beginning in 2018 as a result of the initial enactment of the CBMA provisions of the Tax Cuts and Jobs Act of 2017 (Public Law 115-97).

TTB also collects the Federal excise taxes on firearms and ammunition. These taxes are remitted to the Fish and Wildlife Restoration Fund for wildlife restoration and research and hunter education programs. Firearms and ammunition excise tax (FAET) collections have increased from \$762.8 million in FY 2013 to \$1.2 billion in FY 2022, an increase of \$388.0 million over the past decade, or a 51 percent growth in tax revenue. FAET revenue generally correlates with increases or decreases in sales.



FY 2022 Excise Tax Collections

Alcohol	\$	8,255,829
Tobacco	\$	10,158,504
FAET	\$	1,150,848
Special Occupational Tax	\$	237
Floor Stocks Tax.....	\$	-
Other	\$	755
Total.....	\$	19,566,173

Refund, Cover-Over, and Drawback Payments

During FY 2022, TTB issued \$918.9 million in tax refunds, cover-over payments, and drawback payments on taxes paid by manufacturers of nonbeverage products (MNBPs).

Cover-over Payments

Federal excise taxes are collected under the Internal Revenue Code of 1986 on certain articles produced in Puerto Rico and the U.S. Virgin Islands (USVI) that are brought or imported into the United States. In accordance with 26 U.S.C. 7652, taxes collected on rum imported into the U.S. are “covered over,” or paid into, the treasuries of Puerto Rico and USVI, less the collection expenses incurred by TTB.

Additionally, as a result of the Caribbean Basin Economic Recovery Act, taxes collected on rum imported into the United States from other than Puerto Rico or USVI (“other rum”) are also covered into the treasuries of Puerto Rico and USVI. The USVI also receives direct reimbursement through the Department of the Interior for rum it produces and transports to the U.S.⁶

During FY 2022, cover-over payments totaled \$420.9 million, with \$414.3 million paid to Puerto Rico and \$6.6 million paid to USVI. Year-to-year, cover-over payments can vary depending on the rate of payments, which is established by statute.

In Puerto Rico, TTB conducts annual audits and investigations of industry members regarding the collection of revenue, application processing, and product integrity. These examinations are integral to TTB’s fulfillment of its obligations to verify tax compliance and ensure the payment of all cover-over amounts due to the government of Puerto Rico.

Drawback Payments

Under current law (26 U.S.C. 5114), MNBPs may be eligible to claim a refund of taxes paid on distilled spirits used in their products. During FY 2022, these drawback payments totaled \$421.7 million.

For distilled spirits on which the tax has been paid or determined, a drawback is allowed on each proof gallon at the rate of \$1 less than the rate at which the distilled spirits tax had been paid or determined. The refund is due upon the claimant providing evidence that the distilled spirits on which the tax has been paid or determined is unfit for beverage purposes or was used in the manufacture of medicines, medicinal preparations, food products, flavors, flavoring extracts, or perfume. The claimant must submit a product formula to TTB for analysis prior to approval of the nonbeverage claim.

FY 2022 Refund, Cover-Over, and Drawback Payments

Alcohol, Tobacco & Firearms Excise Tax Refunds	\$	74,854,000
Cover-over Payments, Puerto Rico	\$	414,300,000
Cover-over Payments, Virgin Islands	\$	6,589,000
Drawbacks on MNBP Claims	\$	421,726,000
Interest and Other Payments	\$	1,415,000
Total.....	\$	918,884,000

⁶ The cover-over payments made to Puerto Rico and USVI based on taxes collected on “other rum” are distributed between the territories based on a formula set forth in 27 CFR 26.31.

Financial Statement Highlights

The following overview of the TTB financial statements highlights certain aspects of the financial statements for the fiscal year ended September 30, 2022.

- ▶ The Balance Sheet shows the assets, liabilities, and net position as of a point in time, in this case, as of September 30, 2022.
 - ◆ The total assets were reported as \$224.6 million at the close of the fiscal year. Of this amount, \$63.2 million is classified as the fund balance with Treasury. The fund balance account is the undisbursed account balance with the Treasury, primarily resulting from undisbursed appropriations.
 - ◆ The total liabilities amount reported is \$189.4 million, of which total intragovernmental liabilities amount to \$132.9 million. The other liabilities are classified by type, such as accrued tax refunds, payables, and other liabilities.
- ▶ The Statement of Net Cost for fiscal year ended September 30, 2022 shows the total net cost of operations at \$129.2 million for the Bureau to administer its two budget activities.
 - ◆ The total net cost reported as program costs under the Collect the Revenue program was \$54.1 million.
 - ◆ The total net cost reported as program costs under the Protect the Public program was \$75.1 million.
- ▶ The Statement of Change in Net Position for the fiscal year ended September 30, 2022 shows a total net position balance of \$35.2 million. That amount represents the unexpended appropriations from both prior periods and from the current operating cycle in addition to Cumulative Results of Operations.
- ▶ The Statement of Budgetary Resources for the fiscal year ended September 30, 2022 shows the budgetary resources received and the status of those resources. For TTB, the resources are primarily annual appropriations received in the amount of \$128.1 million, in addition to spending authority from collections. The offsetting collections amount was \$9.2 million. Of that amount, \$4.2 million is from the recovery of costs for maintaining enforcement operations in Puerto Rico.
- ▶ The Statement of Custodial Activity for the fiscal year ended September 30, 2022 shows the amount of revenue received during FY 2022 compared with FY 2021, along with tax refunds, drawback on MNBPs claims, and cover-over payments. The amount displayed shows that the total Federal excise tax revenues collected from alcohol, tobacco, firearms, and ammunition amounted to \$19.6 billion. Within this total, the Bureau processed tax refunds, drawback claims, and cover-over payments in the amount of \$ 918.9 million.
 - ◆ Drawback claims of \$421.7 million were processed based on claims filed from MNBPs. Under current law, a drawback claim is allowed when distilled spirits on which the tax has been paid were used in the production of medicines, medicinal preparations, food products, flavors, flavoring extracts, or perfumes, which are unfit for beverage purposes.

- ◆ Tax refunds and other adjustments (e.g., interest) were processed in the amount of \$74.9 million.
- ◆ Cover-over payments were returned to Puerto Rico and the Virgin Islands in the amount of \$420.9 million. Such taxes collected on rum imported in the United States are “covered-over,” or paid into, the treasuries of Puerto Rico and the Virgin Islands.
- ◆ The disposition of the custodial revenue, after refunds, claims, and cover-over payments, nets to \$19.1 billion. The vast majority was provided to the U.S. Treasury to fund the Federal government, with the exception of the firearms and ammunition Federal excise taxes. Those revenues, in the amount of \$1.2 billion, were remitted to the Wildlife Restoration Fund under provisions of the Pittman-Robertson Act of 1937.

Limitations of Financial Statements

The principal statements have been prepared to report the financial position and results of operations of the entity, pursuant to the requirements of 31 U.S.C. 3515(b). While the statements have been prepared from the books and records of the entity in accordance with generally accepted accounting principles (GAAP) for Federal entities and the formats prescribed by the Office of Management and Budget (OMB), the statements are in addition to the financial reports used to monitor and control budgetary resources, which are prepared from the same books and records. For fiscal years 2022 and 2021, all financial statements and notes have been audited.

TTB in Relation to Treasury's Annual Financial Statements

The Department of the Treasury is one of 24 Federal agencies that are required by law to produce annual audited financial statements. TTB's financial activities are an integral part of the information reported by Treasury.

The Department of the Treasury received an unmodified audit opinion on its FY 2022 financial statements. The financial activities of the Bureau are an integral part of the information reported by the Department of the Treasury. This unmodified audit opinion means that the financial information presented by Treasury, which includes TTB's financial activities, was presented fairly and in conformity with GAAP of the United States.

TTB's Annual Report includes audited FY 2022 financial statements. The Independent Auditors' Report addresses these financial statements and reports on the Bureau's internal controls over financial reporting and compliance with laws and regulations.

1.6 FY 2022 BUREAU BUDGET

BUDGET HIGHLIGHTS BY FUND SOURCE

This section highlights TTB program activity in FY 2022 by funding source. The Bureau's financial statements include all financial transactions in both the current year accounts and the expired accounts for the previous five years.

FY 2022 Salaries and Expenses	
Fund Source:	
Salaries and Expenses FY 2022 One-Year Appropriation (P.L. 116-93 Consolidated Appropriations Act, 2022) ¹	\$ 123,067,000
<i>Obligations Incurred in FY 2022 from Current Year Appropriations</i>	<i>\$ 122,478,352</i>
Salaries and Expenses FY 2022/23 Two-Year Appropriation (P.L. 116-93 Consolidated Appropriations Act, 2020) ²	\$ 5,000,000
<i>Obligations Incurred in FY 2022 from Current Year Appropriations</i>	<i>\$ 616,641</i>
Salaries and Expenses FY 2021/22 Two-Year Appropriation (P.L. 116-6 Consolidated Appropriations Act, 2019) ²	\$ 4,603,677
<i>Obligations Incurred in FY 2022 from Current Year Appropriations</i>	<i>\$ 4,580,966</i>
Salaries and Expenses FY 2021/22 (50% Prior Year Recovery) ³	\$ 269,000
<i>Obligations Incurred in FY 2022 from Current Year Appropriations</i>	<i>\$ 269,000</i>
Transfer in From Other Appropriations (TEOAF Strategic Support and Secretary's Enforcement Funds)	\$ 838,000
<i>Obligations Incurred in FY 2022 from Current Year Appropriations</i>	<i>\$ 820,718</i>
Offsetting Collections Puerto Rico Cover-Over	\$ 4,200,000
<i>Obligations Incurred in FY 2022 from Current Year Appropriations</i>	<i>\$ 4,199,297</i>
Reimbursable Authority (Various Customers)	\$ 4,814,000
<i>Obligations Incurred in FY 2022 from Current Year Appropriations</i>	<i>\$ 4,333,872</i>

1 The 2022 Consolidated Appropriations Act included \$5 million in one-year direct funding for TTB to use for the costs of accelerating the processing of formula and label applications.

2 Both the 2021 and 2022 Consolidated Appropriations Acts included \$5 million in two-year direct funding for TTB to enforce trade practice provisions of the FAA Act.

3 General Provisions of the appropriations bill provide that 50 percent of the unobligated balances remaining available at the end of Fiscal Year 2021 shall remain available through September 30, 2022.

In FY 2022, TTB received \$128.1 million in discretionary appropriations under the FY 2022 Consolidated Appropriations Act (Public Law 117-103) and an authorized staffing level of 508 full-time equivalent (FTE) positions. Of this amount, \$123.1 million was one-year funding, of which \$5 million was set aside to accelerate the processing of label and formula applications. The remaining \$5 million was two-year funding (available until September 30, 2023) to enforce the trade practice provisions of the FAA Act. TTB also carried over \$4.6 million in two-year funding from the prior year appropriation (FY 2021/2022) for trade practice enforcement. Additionally, TTB recovered \$269 thousand in funding from 50 percent of the prior year (FY 2021) unobligated balances to implement a system to automate the export certificate process at TTB.

In FY 2022, the Bureau obligated or expended more than 99.5 percent of the \$122.5 million of discretionary funding from its one-year Salaries and Expenses appropriation. TTB obligated or expended 99.5 percent of the \$4.6 million in two-year Salaries and Expenses funding carried over from the prior year (FY 2021/2022), and 100 percent of the 50 percent recovery of the prior year FY 2021 unobligated balance. The Bureau obligated 12.3 percent of the \$5 million from its FY 2022 two-year Salaries and Expenses appropriation, with the year-end balance of \$4.4 million being available for FY 2023 program spending.

Anticipated Collections, Reimbursements, and Other

During FY 2022, TTB had \$9.9 million in current year spending authority from offsetting collections, reimbursable activity, and transfers from other agencies. Of that amount, TTB incurred obligations and expenditures of \$9.4 million. The funds originated from multiple sources, including:

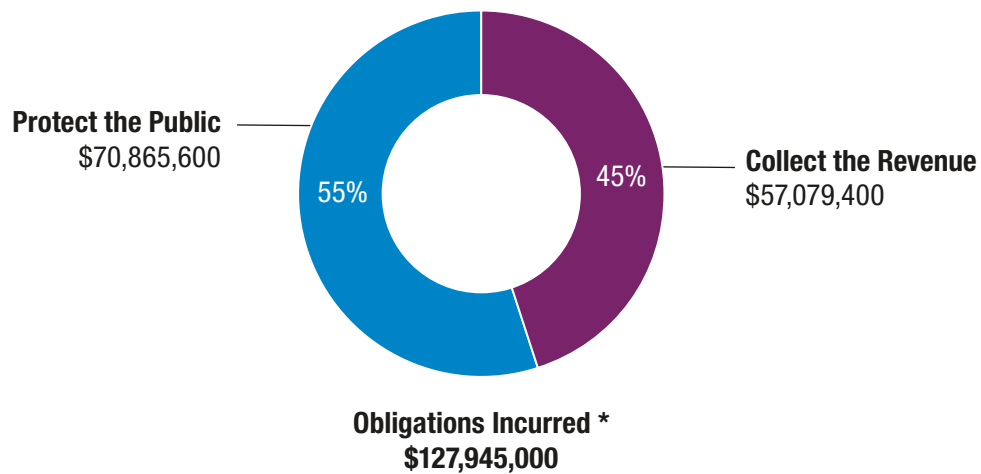
- ▶ Puerto Rico Cover-Over Operations and Enforcement Activities represent the recoveries from the operation of the cover-over program and other enforcement activities in Puerto Rico;
- ▶ Reimbursement from the Community Development Financial Institutions Fund (CDFI) for information technology support services;
- ▶ Reimbursement from the Department of the Treasury’s Executive Office for Asset Forfeiture (TEOAF) mandatory account to cover investigative expenses and a transfer of funds from the Secretary’s Enforcement Fund to cover lab equipment;
- ▶ Reimbursement from Health and Human Services (HHS) Administration for Children and Families for detailees provided by TTB to assist with carrying out activities related to the care and custody of unaccompanied children; and
- ▶ Reimbursement from the United States Department of Agriculture (USDA) Foreign Agricultural Service for development of a standalone system for export certificates.

Budget Fiscal Year 2022 Anticipated Offsetting Collections, Reimbursements, and Other		
	Apportioned Authority	Obligations and Expenditures
Puerto Rico Cover Over Operations and Enforcement Activities (Offsetting Collections)	\$ 4,200,000	\$ 4,199,297
Community Development Financial Institutions Fund (CDFI) (Reimbursable)	\$ 3,117,334	\$ 3,115,917
Treasury Executive Office for Asset Forfeiture – Mandatory Account (Reimbursable)	\$ 1,080,000	\$ 633,166
HHS Administration for Children and Families (Reimbursable)	\$ 116,666	\$ 84,789
USDA Foreign Agricultural Service (Reimbursable)	\$ 500,000	\$ 500,000
TEOAF – Strategic Support and Secretary’s Enforcement Funds (Other/Transfer)	\$ 838,000	\$ 820,718
Budget Fiscal Year 2022 Totals	\$ 9,852,000	\$ 9,353,886

Linking Budget and Program Spending

TTB has two primary budget activities that directly align to its mission and strategic goals: Collect the Revenue and Protect the Public. TTB uses an account code structure that provides a direct link from the Bureau budget to specific programs and project activities. To ascertain the full costs of each of these budget activities, overhead costs were allocated and combined with the direct program costs.

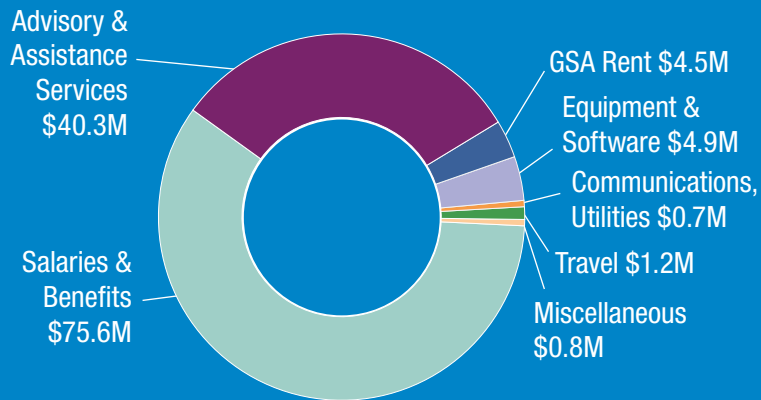
An analysis of the FY 2022 data stemming from the account code structure shows that TTB incurred obligations of \$127,945,000 of its salaries and expenses appropriation, of which 45 percent was spent on the Collect the Revenue budget activity and 55 percent was spent on Protect the Public budget activity.



*Amounts include obligations incurred in FY 2022 from the FY 2022 annual appropriation; obligations incurred in FY 2022 from two-year funding (FY 21/22 and FY 22/23); and 50 percent of the prior year FY 2021 recovery. For presentation purposes, indirect costs are allocated from direct costs.

Spending by Major Object Class

OBLIGATIONS INCURRED FROM FY 2022 APPROPRIATION BY MAJOR OBJECT CLASS, (\$ Million) Total FY 2022 \$127.94 Million*



*Amounts include obligations incurred in FY 2022 from the FY 2022 annual appropriation; obligations incurred in FY 2022 from two-year funding (FY 21/22 and FY 22/23); and 50 percent of the prior year FY 2021 recoveries.

TTB presents its obligations incurred by budget activity and program to explain the cost of delivering the services that support TTB's mission. TTB also presents specific data regarding the purchase of goods and services by major object class that support its program activities. The majority of TTB's incurred obligations (91 percent) fall into two principal major object classes: Salaries & Benefits and Advisory & Assistance Services (Contracts).

Salaries & Benefits comprise 59 percent of total obligations incurred by object class, and cover the cost of TTB's roughly 472 onboard positions at the end FY 2022. The Advisory & Assistance Services object class constitutes 32 percent of FY 2022 incurred obligations, and covers the cost of both commercial and intra-governmental services. The commercial contracts category is predominantly IT contracts in support of engineering, infrastructure, and support services. This

category includes other commercial contracts for services such as scanning and imaging of paper submissions, lab maintenance, and web site development.

Intra-governmental services include administrative support services provided by TTB's shared service provider for human resources, accounting, travel, and procurement. Other intra-governmental services include budget items such as the costs for special agent support, background investigations, and Federal Protective Services and Departmental franchise services.

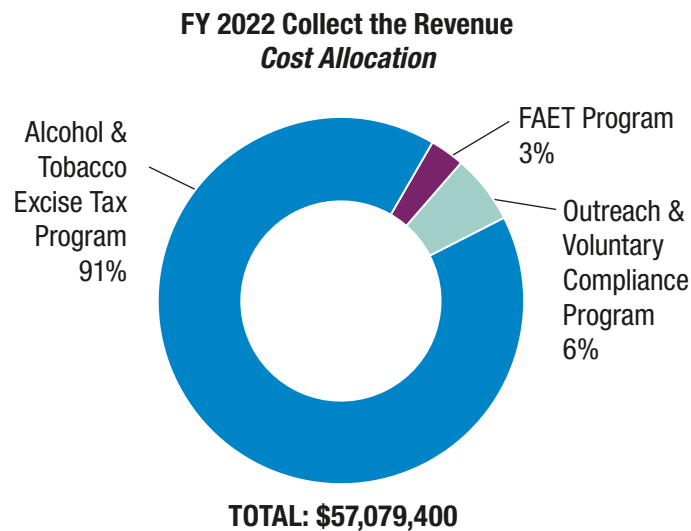
In FY 2022, the Bureau's travel costs were in support of core mission activities for audits and investigations. The remaining object classes that cover the FY 2022 obligations incurred include cost categories for rent, communications, equipment, and other miscellaneous categories.

Obligations Incurred from FY 2022 Appropriations by Budget Activity

Collect the Revenue.....\$57,097,400

The Collect the Revenue budget activity encompasses TTB's strategies to provide the most effective and efficient system for tax administration and enforcement. It is designed to facilitate voluntary compliance by providing high-quality service while minimizing regulatory burden. It is also designed to prevent tax evasion and other criminal conduct to ensure the collection of all revenue that is rightfully due.

TTB administers three programs under the Collect the Revenue budget activity: 1) Alcohol and Tobacco Excise Tax; 2) Firearms and Ammunitions Excise Tax (FAET); and 3) Outreach and Voluntary Compliance.



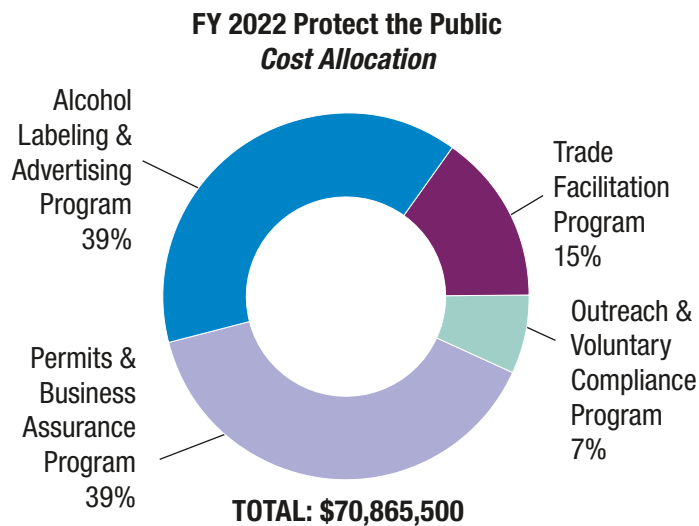
In FY 2022, TTB expended 91 percent of its Collect the Revenue resources in collecting Federal excise taxes from the alcohol and tobacco industries and 3 percent in collecting FAET. These costs include activities relating to the processing of tax returns and operational reports at the National Revenue Center and the audits and investigations conducted on alcohol, tobacco, and firearms and ammunition industry members.

Costs for the Outreach and Voluntary Compliance Program totaled 6 percent of Collect the Revenue resources. These resources supported efforts to educate and train industry members regarding their tax compliance obligations.

Protect the Public.....\$70,865,500

The Protect the Public budget activity encompasses TTB’s strategy to ensure industry compliance with laws and regulations designed to protect the alcohol beverage market, which TTB accomplishes by ensuring the integrity of these businesses, of the products themselves, and of the marketplace in which they are traded.

TTB administers four programs under the Protect the Public budget activity: 1) Permits and Business Assurance; 2) Alcohol Labeling & Advertising; 3) Trade Facilitation; and 4) Outreach and Voluntary Compliance.



In FY 2022, TTB expended 78 percent of its Protect the Public resources on two programs: Permits and Business Assurance (39 percent) and Alcohol Labeling & Advertising (39 percent).

The Permits and Business Assurance Program is designed to determine the eligibility of persons wishing to enter any of the businesses TTB regulates and to process applications for new and amended permits. These activities may include a field investigation. A TTB-issued permit, IRC registration, or brewer’s notice is necessary to conduct operations in the regulated industries.

The Alcohol Labeling & Advertising Program includes activities designed to ensure that beverage alcohol labels fully and accurately describe the products on which they appear and are not misleading. It also encompasses activities relating to verifying that alcohol advertisements contain all mandatory information and do not mislead consumers. The Product Safety component involves all investigative and laboratory activities related to product integrity, including domestic and imported product analyses.

The remainder of the Protect the Public resources were divided between the Trade Facilitation Program (15 percent) and the Outreach and Voluntary Compliance Program (7 percent). TTB’s Trade Facilitation Program includes identifying and addressing barriers to trade in the domestic and international marketplace. The Outreach and Voluntary Compliance Program promotes compliance by providing regulatory standards and guidance and supporting industry members through outreach and education efforts.

1.7 MANAGEMENT ASSURANCES, SYSTEMS, CONTROLS, AND LEGAL COMPLIANCE

MANAGEMENT ASSURANCES

TTB provides reasonable assurance that the Bureau's financial management systems and internal controls support reliable financial reporting, effective and efficient programmatic operations, and compliance with applicable laws and regulations, including all applicable Federal accounting standards promulgated by FASAB, and the U.S. Standard General Ledger (USSGL) at the transaction level. This overall determination is based on past and current practices, an improved internal controls environment, scrutiny by external audit sources, internal evaluations, and administrative and fiscal accounting system enhancements.

During FY 2022, TTB also applied its custom risk management tools to its Revenue Accounting Section to identify risks in the accounting and tracking of TTB's annual Federal excise tax collections and to the Office of Permitting and Taxation, located at the National Revenue Center, with a focus on its key business processes. Based on these tools, TTB has determined that adequate internal controls are in place to mitigate risk to those operations, and the overall risk of fraud, waste, and abuse is "low."

TTB received an unmodified audit opinion following the independent, full-scope financial statement audit that was conducted for FY 2022. That report is included on pages 68 to 70. Additionally, the independent auditor's report on internal control over financial reporting identified no significant deficiencies or material weaknesses in TTB's internal controls.

Accounting Systems and Controls

During FY 2022, TTB contracted with the Bureau of the Fiscal Service's Administrative Resource Center (ARC) to handle its administrative, human resources, procurement, travel, and financial functions. The ARC accounting system, known as Oracle Federal Financials, is certified by the Financial Systems Integration Office (FSIO) requirements and is in full compliance with Treasury reporting requirements; it also meets requirements under the Federal Financial Management Improvement Act (FFMIA).

The FY 2022 audit of Treasury's consolidated financial statements, which covered the financial management systems of our service provider, ARC, did not identify any instances in which ARC's financial management systems did not substantially comply with FFMIA. Specifically, no instances were identified in which ARC's financial management systems did not substantially comply with: 1) Federal financial management systems requirements, 2) applicable Federal accounting standards, and 3) the United States Government Standard General Ledger at the transaction level.

The Bureau successfully met the Department of the Treasury's reporting requirements and has maintained accurate and reliable financial information on TTB's program activities. The various administrative modules integrated with the TTB financial system have proven to accurately capture Bureau financial data and provide reliable information to management to inform decision-making.

Federal Managers' Financial Integrity Act of 1982 (FMFIA)

FMFIA requires Federal agencies to perform ongoing evaluations and reports of the adequacy of the systems of internal accounting and administrative control of each executive agency, and for other purposes. To perform this, the Secretary of the Treasury depends on information from component heads regarding their management controls. TTB relies on each office to maintain a cost-effective system of controls to provide reasonable assurance that Government resources are protected against fraud, waste, abuse, mismanagement, or misappropriation.

The Bureau continues to strengthen and improve the execution of its mission through the application of sound internal controls over financial reporting. In response to OMB Circular A-123, Management's Responsibility for Enterprise Risk Management and Internal Control, the Bureau, in concert with Treasury, developed and implemented an extensive testing and assessment methodology that identified and documented internal controls over financial reporting on our revenue accounting activities.

This increased emphasis on management controls has had a positive impact on programs and enabled the Bureau to achieve the intended results. The process also ensures that the utilization of resources is consistent with mission priorities and that program and resources are being used without waste, fraud, or mismanagement. Also, in addition to the A-123 review, TTB conducted a series of office reviews during FY 2022 that included an extensive review of administrative and internal controls.

1.8 BUREAU CHALLENGES

As part of effective risk management, TTB maintains an internal controls program to ensure that TTB's tax collection activities comply with laws and regulations and ensure reliable financial reporting. Each year, TTB monitors the internal controls over tax collections. The Bureau plans to revisit and revise these risk management tools, as appropriate, to ensure they reflect the key business processes in operation within TTB's Office of Permitting and Taxation and the Revenue Accounting Section. As systems and businesses processes change, in line with strategic improvements implemented through TTB's strategic and annual business plans, the Bureau must continuously track and update the tools used to monitor its tax processing activities to maintain sound internal controls.



PART II

Annual Performance Results

2.1 PERFORMANCE OVERVIEW

Through its suite of key performance measures and indicators, TTB demonstrates its ability to effectively administer the tax code and facilitate commerce through prompt, reliable service delivery for required Federal approvals and claims. In this report, TTB presents its performance information by mission area and strategic goal, and details it according to the key strategic objectives that represent the Bureau's FY 2022 continuous improvement efforts.

In FY 2022, TTB met or exceeded its performance targets for eight of its 16 performance measures. TTB also monitored its performance through several indicators that support data-informed decision making across TTB's strategic goals. Despite falling short in eight performance goals in FY 2022, TTB made substantial improvements in many key service and operational measures.

Based on external factors and the results achieved this fiscal year, TTB reviewed its performance goals and set FY 2023 targets that reflect workload projections, resource levels, planned business process improvements, and anticipated impacts from technology enhancements.

In FY 2023, under its new five-year strategic plan, TTB will implement an aggressive strategic agenda that integrates modern technology, policy updates, and process improvements as well as data-informed outreach and enforcement. Further, TTB will continue efforts to develop a comprehensive suite of measures to effectively monitor the Bureau's progress toward its strategic and priority goals.

All performance results are subject to internal management review and periodic audit by the Department of the Treasury. TTB also continues to improve its data reporting platform, as well as data governance policies and procedures, which enable TTB to more timely detect and address data quality issues across its critical data sets. TTB will report any necessary updates to TTB's performance measures or indicators that result from its improved data validations in FY 2023.

FY 2022 Performance Measure Status	
Performance Targets Met	8
Performance Targets Not Met	8
Total Performance Measures	16

2.2 PROTECT THE PUBLIC PERFORMANCE

In FY 2022, TTB met four of its eight annual targets for the performance measures under its Protect the Public mission. TTB uses these measures to monitor progress toward meeting strategic and priority goals to facilitate lawful commerce for the protection of U.S. businesses and consumers. These measures also help TTB monitor the extent to which it is meeting established service standards for permit, label, and formula applications; the error rate on applications; the usage rate of TTB's online systems; and the level of satisfaction that users have with these online systems.

GOAL 1: BUSINESS QUALIFICATION

TTB protects Federal revenues and U.S. consumers by screening permit applications and registrations to ensure only qualified persons engage in the alcohol and tobacco industries. TTB's strategic goal to improve its business qualification program calls for TTB to streamline permit applications to reduce applicant burden and make effective use of technology to minimize application errors and improve processing times.

Performance Discussion by Strategic Objective

Improve Reliable Service

TTB monitors its timeliness in processing permit applications through its measure of the *Percentage of Permit Applications Processed within Service Standards*. As businesses rely on accurate information related to TTB service delivery in their operational planning, this measure provides important data related to a key outcome for TTB and its stakeholders.

High submission volume, particularly in the more complex permit application types related to producing alcohol beverage products, continues to present service challenges. TTB has maintained a priority focus on timely approvals, recognizing the financial consequence of delays on applicants, many of whom make significant upfront investments prior to applying. TTB established a priority performance goal in FY 2018 to improve the timeliness and consistency of service levels by reducing average processing times for new permit applications by 20 percent and achieving its service standard for 85 percent of applicants.

Since establishing this priority goal, TTB has achieved and sustained significant improvements in its service levels for permitting. Average approval times are now 36 days, sustaining progress achieved last year, and a reduction of over 60 percent since this goal was established. This year, TTB also demonstrated its ability to provide consistent service – the second part of its priority goal. In FY 2022, TTB again surpassed its target to achieve the 75-day service standard for 85 percent of permit applicants, ending the year at 91 percent.

These performance gains are in part due to TTB's improved management of in-process permit applications, employing dashboards that display key metrics on the status and age of applications to proactively identify and address any processing delays. TTB also continues to cross-train specialists to allow management to redeploy staff as necessary to cover fluctuations in application types.

Sustaining these performance improvements in FY 2023 and beyond will require continued progress on several crosscutting initiatives. In FY 2023, TTB plans to achieve its performance target through ongoing process improvements and updates to its permit applications to

simplify and streamline requirements. TTB will also continue its IT modernization efforts to improve the customer experience with Permits Online, including enhanced guidance and self-service features to help applicants submit compliant applications, although the pace and scope of changes depends on funding.

Increase Voluntary Compliance

TTB measures the *Initial Error Rate on Permit Applications* to track how many applications are submitted either incomplete or with errors. These results inform strategies to maintain timely service by increasing the number of first-time permit application approvals. Errors on applications increase the overall workload volume, requiring extensive back-and-forth with applicants to verify the information provided, which adds to the total processing time.

TTB's ability to meet its service standard for new permit applications continues to be hindered by high error rates on submissions, which reached over 80 percent in prior years. Error rates are highest for prospective breweries, wineries, and distilleries, which have more complex applications compared to non-manufacturers (i.e., wholesalers and importers). In FY 2022, TTB reduced error rates on new permit applications to 64 percent, down from 67 percent in FY 2021. The most significant improvement has been achieved on wholesaler and importer applications, with error rates decreasing another five percent this year, and down a total of 30 percent since FY 2018. Over the last five years, TTB has reduced total permit application errors by nearly 15 percent, indicating that efforts to streamline applications and processes are resulting in sustained improvements.

To meet its permitting performance goals, TTB will continue to focus on reducing errors on permit applications that delay processing and frustrate applicants. The Bureau expects significant progress in the next few years as it continues to simplify permit requirements and improve IT systems to make filing easier. In FY 2022, TTB fully implemented a new business process for returning permit applications for corrections. Previously, the Permits Online filing system did not allow an applicant to add or correct application information after it was submitted. Instead, it was handled via email exchange between the TTB specialist and applicant, creating processing inefficiencies and limiting effective oversight of in-process applications.

In FY 2022, TTB implemented an IT enhancement to enable incomplete applications to be returned and corrected by the submitter within Permits Online. This new functionality provides valuable data on frequent errors, which TTB is using to direct plans for improved online guidance and system support. TTB is also using the information to ensure consistency in its own reviews. In the year ahead, TTB will continue monitoring customer feedback in FY 2023 to support ongoing process and system enhancements.

Additionally, TTB's call center will focus on improving the level of service provided to customers seeking live assistance with the permit application process. Going forward, TTB plans to use call center data to understand customer pain points to develop effective guidance and support strategic system enhancements to improve the overall customer experience with TTB services.

Optimize Electronic Systems

According to its measure of the *Percent of Electronically Filed Permit Applications*, which tracks the electronic filing rate for new business applications, TTB received 95 percent of permit applications via Permits Online in FY 2022. TTB attributes the high rate of electronic filing to recent improvements in Permits Online, as well as ongoing system promotion at industry conferences and seminars. Future IT modernization efforts, combined with improved online guidance to help first-time filers navigate the application process, will support TTB in achieving its targets to sustain electronic filing rates at or above 95 percent and reduce error rates on permit applications to 25 percent.

As part of its strategy to optimize electronic filing systems, TTB measures Customer Satisfaction with the *Permits Online eGov System* through an email survey to assess how satisfied businesses are in applying for a permit or registration through Permits Online. In FY 2022, TTB achieved a system satisfaction rate of 78 percent, down slightly compared to last year, and holding just below the 80 percent target. Notably, satisfaction continues to rise and fall in line with permit approval times, demonstrating a strong correlation between service levels and system satisfaction.

TTB expects system satisfaction to improve as it initiates broader system modernization efforts to provide applicants with a single integrated online filing experience. However, system satisfaction in Permits Online may continue to lag behind other TTB systems, as the Bureau expects to continue to face tradeoffs in IT modernization priorities in FY 2023 due to competing needs related to tax administration, including the new import claims program.

Update Regulatory Requirements

Broader changes to TTB's permit application requirements, some of which require rulemaking, are underway. The proposed changes are informed by industry input on Treasury regulations that can be eliminated, modified, or streamlined to reduce burdens. These changes will enable TTB to achieve and sustain its targeted performance levels for this goal, particularly as the alcohol beverage industry continues to grow.

In FY 2022, TTB made significant progress in its regulatory modernization efforts. TTB published the first in its series of proposed rulemakings to simplify permit applications in early FY 2022, starting with distilled spirits plants, followed by a proposed rule to simplify the brewer's notice process in June 2022. In the year ahead, TTB plans to issue Final Rules for distilled spirits and brewer applications, and publish proposed rulemaking for winery applications. The proposed changes should dramatically reduce open text fields and requirements to upload supporting documentation. TTB also expects that simplifying and clarifying these regulatory requirements will reduce errors on permit applications, and contribute to improved approval times in the years ahead.

Ensure Level Playing Field

TTB protects tax revenues and U.S. consumers by screening applicants before issuing a Federal permit. This includes performing investigations into high-risk applicants. In FY 2022, TTB implemented new procedures to screen permit applicants. The new procedures employ refined risk indicators to flag applications that warrant further review and potential field referral. Going forward, TTB will continue implementing process improvements to its risk-based screening to help manage workloads and improve service delivery.

GOAL 1 KEY SUCCESS INDICATORS

Measure/Indicator	Strategic Objective Alignment	FY 2018	FY 2019	FY 2020	FY 2022	FY 2022		Result vs Target
		Actual	Actual	Actual	Actual	Actual	Target	
Percentage of Permit Applications Processed within Service Standards (75 days)	SO 1	71%	58%	84%	92%	91%	85%	Met
Initial Error Rate for Permit Applications	SO 2	78%	71%	62%	67%	64%	25%	Unmet
Percent of Electronically Filed Permit Applications	SO 15	87%	89%	92%	95%	95%	95%	Met
Customer Satisfaction Rate with eGov Systems – Permits Online	SO 15	77%	68%	78%	79%	78%	80%	Unmet

GOAL 2: LABELING MODERNIZATION

TTB protects U.S. consumers by ensuring that alcohol beverage products sold are properly labeled and comply with Federal regulatory standards. TTB's strategic goal to modernize its labeling program calls for the Bureau to provide timely and consistent service, reducing the burden of resubmissions on industry and TTB, and to employ risk-based market sampling and investigations to ensure product integrity and fair competition.

Performance Discussion by Strategic Objective

Improve Reliable Service

In FY 2022, TTB received nearly 193,000 label and 27,000 formula applications for new alcohol beverage products. Given the importance of timely TTB approvals and the negative impact that delays have on U.S. businesses, TTB monitors its ability to provide timely and consistent service through its measure of the *Percentage of Alcohol Beverage Label and Formula Applications Processed within Service Standards*. TTB combines label and formula applications in this measure given the interdependent nature of these approvals.

Label and formula submission volume remains high, reflecting industry expansion and product innovation over the last five years. COVID-19 temporarily halted the growth in label applications in FY 2020. Submissions rebounded to near pre-pandemic levels in FY 2021; however these signals of industry recovery slowed in FY 2022, with total label applications down roughly one percent. Likewise, after years of double-digit growth, formula applications decreased for the first time in FY 2022, down over five percent compared to last year. The exception to this trend was distilled spirits submissions, with both label and formula applications continuing to increase in FY 2022, although at a more modest rate. Even so, industry has demonstrated resilience and continued to innovate through the pandemic, with total formula submissions remaining more than 70 percent higher than FY 2018, due to the use of novel ingredients and market trends toward flavored products.

In light of customer expectations, and supported by set aside funding again enacted in the FY 2022 budget to accelerate approval times, TTB maintained a 15-day service standard for alcohol beverage label and formula applications in FY 2022. TTB ended the year at 93 percent of label applications meeting the 15-day standard, exceeding the target of 85 percent. This was achieved through effective monitoring and management of the application backlog combined with strategic workforce management to efficiently deploy staff in response to submission fluctuations. By employing similar strategies, TTB was also able to overcome significant staffing shortages in its formulation office and exceed the targeted performance level, ending the year at 90 percent of formula applications meeting the 15-day standard. By year-end, label and formula applicants received approvals in less than 10 days on average, well below the 15-day standard, and a significant improvement over the 30 - 45 day standards that the Bureau set and struggled to achieve in the past.

TTB expects performance to continue to trend positively in FY 2023 through continuous queue management and strategic resource alignment. As a result, TTB intends to maintain its 15-day service standard for label and formula applications in the coming year. TTB will also work toward its FY 2023 target of meeting this standard for 85 percent of applications through initiatives to modernize IT systems and guidance, with particular focus on reducing errors on applications that increase total workload and challenge timely processing.

Increase Voluntary Compliance

Application errors are a key driver of label and formula processing times due to the additional review required for each resubmitted application. TTB uses its measure of the *Initial Error Rate of Label and Formula Applications* to monitor error trends and evaluate the effect of system and guidance enhancements on first-time approvals. In FY 2022, approximately 29 percent of label and formula applications were submitted incomplete or with errors, demonstrating continued year-to-year progress toward the targeted performance level of 25 percent. TTB made gains across commodity and application types and, notably, ended the fiscal year at target for wine labels and below target for wine, malt beverage, and distilled spirits formulas, proving the ongoing effectiveness of prior year strategies that focused on reducing wine label and formula errors.

In FY 2022, TTB continued to use a data-driven strategy to address the most frequent application errors, with the goal of increasing the number of applications that do not need to be returned for correction. Distilled spirits and malt beverage submissions continue to have the highest error rates. This year, TTB focused on improving industry outreach and education, including guidance on TTB.gov. TTB launched its TTB Boot Camp webinar series in FY 2022, starting with distillers, which includes compliance guidance on various topics, including labeling. In the year ahead, TTB plans to expand its series to include other commodities.

In FY 2023, TTB also plans to update its web-based tool to assist distilled spirits producers and importers in determining whether their products require formula approval, a high-frequency error. The Bureau also plans to complete similar updates to its malt beverage label and formula guidance. Once complete, TTB will have completely refreshed its core labeling guidance in an easy-to-read, user-friendly format to help improve compliant label submissions and reduce the burden of resubmissions on TTB and industry.

Update Regulatory Requirements

In recent years, to help address processing delays, TTB has used its authority to implement risk-based policy changes to reduce the volume of label and formula applications without compromising TTB's market protection role. These changes temporarily reduced the volume of label and formula submissions; however, industry growth combined with market trends toward products that require formula approval have resulted in increased submissions that offset these reductions in recent years. Going forward, TTB will continue to focus on its strategy to reduce total workload volume by addressing errors on label and formula applications, as these errors require TTB to re-review submissions and delay timely approvals.

In FY 2022, TTB also made further progress on its initiative to modernize Federal alcohol beverage labeling regulations to reflect current TTB policy and modern industry practices. When finalized, the updated regulations will facilitate industry compliance by simplifying and clarifying regulatory standards, incorporating guidance documents and other current policies into the regulations, and reducing regulatory burden on industry members where possible.

To date, TTB has published two final rules in its phased labeling modernization rulemaking, starting in FY 2020 with new rules that reflect areas of broad consensus and industry support, and in FY 2022 addressing malt beverages, distilled spirits, and certain crosscutting labeling issues. This year, TTB also focused on updating industry guidance on TTB.gov to implement the new regulatory requirements and aid industry compliance. With the new rules, TTB also continues to prioritize internal training to improve the quality of its reviews and ensure determinations on label and formula applications are consistent with current policy.

In the year ahead, TTB also plans to initiate the last final rule to address wine-specific issues and advertising for all commodities. With this final phase, TTB will also make clear which topics will be reserved for future rulemaking and close other issues that we do not plan to pursue.

Additionally, TTB continues to pursue regulatory modernization that will further stimulate trade and market competition. Executive Order 14036, “Promoting Competition in the American Economy,” and Treasury’s related February 2022 report “Competition in the Markets for Beer, Wine, and Spirits,” seek to address market conditions and practices that hinder competition and act as a barrier to new entrants. In addition to rulemaking to evaluate current trade practice prohibitions, Treasury report recommendations include TTB rulemaking on Alcohol Facts Labeling (akin to food nutritional labels) and Allergen Labeling, as well as an Ingredient Labeling ANPRM, which TTB plans to pursue in the year ahead.

TTB’s regulatory plans can be viewed as part of Treasury’s Unified Agenda on [RegInfo.gov](https://www.reginfo.gov).

Optimize Electronic Systems

Sustaining service levels will also be supported through ongoing enhancements to TTB’s eGov systems. Over the last several years, TTB has deployed system enhancements to COLAs Online and Formulas Online, focusing its efforts on compliance validations and embedded help features to address frequent application errors. These system releases have targeted both application errors (e.g., incomplete form fields) and label compliance errors (e.g., use of prohibited terms or images). FY 2022 results indicate that the changes implemented to date have proven effective, with error rates for label and formula applications down 2 percent overall compared to last year, and over 11 percent since FY 2018.

To be successful in this strategy, TTB must maintain high rates of electronic filing for label and formula applications. According to its measure of the *Percent of Electronically Filed Label and Formula Applications*, TTB now receives nearly 100 percent of applications via COLAs Online and Formulas Online, indicating that continued focus on system validations is warranted and will support performance goals in increasing accurate applications and accelerating approval times.

In FY 2022, through its IT system modernization efforts, TTB expanded and improved system-based validations. These efforts included an enhancement to prevent the submission of label applications with low quality images. Problems with image legibility are among the top errors on label applications, and the system now flags low-resolution images so an applicant can address the error before they submit. Since implementing this enhancement, TTB has reduced this error type by as much as 70 percent. In FY 2022, TTB also continued testing artificial intelligence techniques to detect text and image errors on label applications, with the goal of alerting users to certain types of errors prior to submitting an application. Legacy systems limit current opportunities to implement broader validations, but TTB plans to continue evaluating technical solutions to prevent submissions with errors as it modernizes its IT systems. Going forward, as part of the myTTB initiative, TTB will also employ user testing and feedback to make iterative enhancements to COLAs Online and Formulas Online to reduce application errors.

Through its measures of *Customer Satisfaction with COLAs Online and Formulas Online*, TTB monitors user satisfaction with the process of submitting an application through its eGov systems, collecting responses via e-mail survey to assess factors such as ease of access, guidance, and overall experience. In FY 2022, satisfaction rates held at 83 percent for COLAs Online users, exceeding the 80 percent performance target; however, satisfaction rates declined from 80 percent to 78 percent for Formulas Online users. System satisfaction rates track closely to approval times, and TTB anticipates that performance will improve through FY 2023 in line with timely service levels. Further, TTB expects that future system improvements and regular review of survey feedback will help TTB continue to exceed its user satisfaction target of 80 percent and attract users to its online systems to maintain high electronic filing rates. However, progress in FY 2023 will likely be limited due to competing demands for IT development resources in other key programs, including deploying the new CBMA import claims systems.

Enhance Risk-Based Enforcement

After alcohol beverages enter the marketplace, TTB surveys products to evaluate compliance and determine where issues may exist. TTB checks for all required label information and determines if there is a valid COLA. TTB also sends products to its laboratories to undergo chemical analyses to evaluate whether the label information accurately reflects the content of the container.

In most cases, TTB notifies the industry member about a violation and works with them to bring the product into compliance. For more significant violations, TTB conducts field investigations and ensures that the industry member takes corrective action. The most frequent violations in FY 2022 related to disparities between the actual alcohol content of certain wine, spirits, and malt beverage products and the alcohol content stated on the label of those products, as well as discrepancies between the approved label and the label on the bottle.

In FY 2023, TTB's market sampling program will continue to include both a random and risk-based sample. The risk-based sample will allow TTB to evaluate products that may have a higher probability of being non-compliant based on certain risk factors. These results will be used to help inform decisions on enforcement actions, priorities, and guidance and allow the Bureau to employ its investigative resources in a more efficient and effective manner.

GOAL 2 KEY SUCCESS INDICATORS

Measure/Indicator	Strategic Objective Alignment	FY 2018	FY 2019	FY 2020	FY 2021	FY 2022		Result vs Target
		Actual	Actual	Actual	Actual	Actual	Target	
Percentage of Alcohol Beverage Label and Formula Applications Processed within Service Standards (15 days) ¹	SO 1	84%	48%	83%	92%	93%	85%	Met
Initial Error Rate for Label and Formula Applications	SO 2	40%	37%	34%	31%	29%	25%	Unmet
Percent of Electronically Filed Label and Formula Applications	SO 15	98%	99%	99%	100%	100%	IND	N/A
Customer Satisfaction Rate with eGov Systems – COLAs Online	SO 15	81%	77%	80%	83%	83%	80%	Met
Customer Satisfaction Rate with eGov Systems – Formulas Online ²	SO 15	79%	70%	73%	80%	78%	80%	Unmet

Key: IND – Indicator

1 Service standards are set annually based on TTB analysis of submission volume, error rates, and resource levels. In FY 2018, following a spike in submission volume, TTB set service standards of 15 days for both labels and formulas. TTB has maintained this standard through FY 2022.

2 Results represent beverage alcohol filers only (nonbeverage alcohol formula submissions are excluded)

2.3 COLLECT THE REVENUE PERFORMANCE

In FY 2022, TTB met three of its six annual targets for its performance measures under the Collect the Revenue mission. TTB combines measures and indicators to demonstrate the effectiveness and efficiency with which TTB operates its tax administration function, including through facilitating voluntary compliance, as well as its field enforcement efforts to address critical threats to Federal revenues.

GOAL 3: TAX COMPLIANCE

High voluntary compliance results in more efficient revenue collection and supports effective industry regulation. TTB's strategic goal to improve tax compliance calls for the Bureau to update its tax filings, processes, and technologies; enhance its capacity to identify and address non-compliance through analytics and other detection tools; and continue to improve its taxpayer education and outreach.

Performance Discussion by Strategic Objective

Increase Voluntary Compliance

Fostering voluntary compliance among taxpayers is a primary tax administration strategy for TTB. The *Percent of Voluntary Compliance from Large Taxpayers* is a key performance measure that shows the rate of compliance by large taxpayers (i.e., those that pay more than \$50,000 in annual taxes) in voluntarily filing their required tax returns, operational reports, and payments on or before the scheduled due date. TTB uses its tax compliance data to improve the Bureau's ability to rate and prioritize taxpayers based on relative risk to ensure TTB addresses the most serious instances and patterns of non-compliance.

To ensure adequate protection of Federal tax revenue, TTB established a high standard for its largest taxpayers, with a targeted filing compliance rate of 95 percent. In FY 2022, TTB achieved an overall compliance rate of 93 percent from its large taxpayers in meeting all tax filing requirements, sustaining progress achieved last year. The overall compliance rate has increased from 91 percent in FY 2020 due to program improvements. Payment compliance rates remain high at over 99 percent, indicating that the majority of reported liabilities were paid on time. Compliance rates for tax returns remained at 87 percent in FY 2022 and operational reports dipped slightly to 86 percent, warranting continued focus on these filing requirements in the year ahead.

As the taxpayer universe grows, and workloads increase, TTB has faced resource challenges in maintaining industry compliance. Over time, with limited resources, TTB outreach efforts to educate industry members on tax requirements have also decreased. More recently, TTB has also faced competing enforcement priorities, including renewed efforts to address illicit trade practice activity in the alcohol industry, with directed funding for this purpose enacted in TTB's appropriations since FY 2017.

In FY 2022, to improve tax oversight, TTB refined analytics tools and internal procedures to address identified non-compliance. By partnering its tax experts with its analytics team, TTB continued to enhance new dashboard views of taxpayer compliance scores, including summary and detailed information about each compliance factor (i.e., late/missing returns, late/missing reports, late payments, and underpayments). Based on these scores, TTB used streamlined procedures for reconciling taxpayer accounts and issuing assessments. At the

same time, TTB continued to improve its coordination of taxpayer referrals for field audits to address serious non-compliance issues that undermine the level playing field. These policy and process improvements proved effective, and resulted in identified tax liabilities of \$89.3 million and \$45.3 million collections in the last two years.

In FY 2023, improving compliance rates will remain a priority for TTB. Plans over the next year include continuing TTB's risk-based reviews of taxpayer accounts, with a focus on continued enhancements to analytics tools and expanding analysis into additional taxpayer segments. Over the next several years, TTB also plans to improve its education and outreach strategies to drive compliant behavior across TTB taxpayers, using compliance data to direct its annual outreach plan as well as to prioritize the development of new online tax guidance. These strategies will prove critical to supporting and increasing compliance by the thousands of small businesses that TTB regulates.

Enhance External Communication & Outreach

TTB continues to emphasize external communication strategies to improve tax compliance. Given that TTB.gov remains the Bureau's primary industry resource for tax guidance, improvements to online tax resources continue to be a priority.

In FY 2022, TTB continued to expand its outreach efforts and opportunities, delivering a number of presentations and training sessions both remotely and in-person, including commodity-focused *Boot Camps* to improve industry compliance with tax and regulatory requirements. TTB also staffed booths at a number of trade conferences, providing real-time answers to questions from industry members. In FY 2023, TTB will continue to maximize virtual options to conduct industry training and outreach, along with in-person conference attendance.

In the year ahead, TTB plans to focus on strategic communications, using customer feedback and user testing to help prioritize and design effective web guidance and industry educational materials. TTB also plans to increase and improve tax guidance on TTB.gov, a priority area that has been delayed due to competing program priorities. With the permanent enactment of the CBMA provisions, TTB will continue to update its online guidance to provide current information on rules and requirements, informed by common taxpayer questions. As TTB prepares to implement the new import claims program, these efforts will include outreach to importers, Customs brokers, and relevant trade associations to support understanding and compliance with new requirements to facilitate timely processing.

Improve Policies, Processes, & Documentation

The *Amount of Revenue Collected per Program Dollar* indicator uses annual collections figures and the actual expenditures and obligations for collection activities to quantify the efficiency of the TTB tax collection program. In FY 2022, TTB achieved a return on investment of \$336 for every program dollar spent on collection activities, down from \$375 in FY 2021.

In FY 2022, Federal tax revenue from the alcohol, tobacco, firearms and ammunition industries decreased year-to-year. Tobacco collections continued to steadily decline, down another 6 percent in FY 2022, in line with shifts in consumption patterns, product manufacturing, and trade. Alcohol collections also trended down 2 percent, likely due to supply chain and other operational challenges for industry members. FAET collections, which represent a small percentage of total collections continued to trend up, increasing another 6 percent, and nearly doubling over the past five years.

At the same time, TTB's tax administration and enforcement costs have generally returned to historic levels over the past two years, as TTB resumed in-person enforcement and outreach activities. Costs related to IT development have also increased as TTB redirected resources to address the unfunded mandate to administer the new CBMA claims import program, including the development of two new systems to enable online filing and processing of these claims.

Going forward, TTB will continue to monitor its return on investment for its Collect the Revenue activities as a key indicator; however, results will depend on several external factors, including market and consumption trends, as well as the duration and impact of inflationary pressures on TTB-regulated industries.

Optimize Electronic Systems

TTB will also focus on improving tax compliance through IT modernization. TTB relies on Pay.gov, a Bureau of the Fiscal Service system designed for government payments, for the electronic filing of tax returns and operational reports. TTB's two measures to monitor the *Electronic Filing Rates for Tax Returns and Operational Reports in Pay.gov* support ongoing efforts to reduce paper tax filings.

E-filing rates for tax returns and operational reports trended positively in FY 2022, but remain low compared to other TTB e-filing systems. TTB ended the year at 51 percent of tax returns and 56 percent of operational reports submitted electronically, exceeding the annual target of 50 percent for both filing types for the first time. Even though TTB exceeded its target, these low rates impede TTB's ability to timely and effectively detect and address non-compliance and add costs to making the data available for routine reconciliation or advanced analytics. This year, TTB worked with BFS to implement a self-enrollment process for new Pay.gov users, eliminating a time consuming registration process that previously deterred users. Enrollment rates have nearly doubled in the six months since implementing this change, contributing to the progress achieved in FY 2022. Additional Pay.gov promotion should result in increased e-filing rates, although more significant tax system modernization is likely required for TTB to achieve its long-term target of 80 percent.

Going forward, as part of its IT modernization efforts, TTB intends to implement phased releases to its tax system, including a custom external interface for electronic tax filings and account management, as well as enhanced internal workflows to support TTB tax administration. However, the pace and scale of system modernization efforts are dependent on TTB funding levels and competing TTB priorities, including current statutory implementation efforts.

In FY 2022, TTB continued to focus its IT development efforts on claims to improve both existing claims processes as well as prepare for the new CBMA import claims beginning in FY 2023. TTB measures its service levels through its measure of *Claims Processed within Service Standards*, with service standards of 30 or 45 days depending on claim type. For the majority of claims types, TTB met the 45-day service standard for 69 percent of submissions; however, for claims submitted by manufacturers of nonbeverage products (MNBP), the highest volume claim type, TTB only met the 30-day standard for 46 percent of submissions. This year, TTB deployed enhancements to its existing module to support timely processing of MNBP claims. These improvements helped to reduce backlogs and increase MNBP claims meeting the 30-day service standard from 30 percent or less in the first six months of FY 2022 to

approximately 70 percent or more in the last six months of the year. In addition, TTB initiated development of a new module to enable industry to file claims online, which will replace the web form deployed as an interim solution at the pandemic onset.

In the year ahead, TTB will also develop and deploy two systems to administer CBMA import claims – Foreign Producer Registration and Import Claims Submission/Processing – including the associated security and data enhancements to facilitate implementation of the statute. Both systems incorporate external data sets to validate registrants and eligibility for refunds, critical features to prevent ineligible or fraudulent claims. The planned system-based validations also support efficient claims processing, and will ensure that TTB is positioned to provide timely service despite the influx of new claims, which are expected to nearly double the current number of claims submissions.

Effective tax administration also requires modernized systems to facilitate TTB's data-informed approach to monitoring compliance and timely identifying potential tax evasion – which is even more critical in light of recent tax reforms. At present, resource-intensive manual analysis and reconciliation of multiple reports and returns by specialists, auditors, and investigators, in combination with other data sources, are required to detect and address high-risk activity. In the years ahead, TTB plans to enhance its IT systems and analytics tools to facilitate TTB's use of tax information to more effectively target its limited resources to suspected evasion schemes.

Update Regulatory Requirements

TTB continues to explore regulatory changes to improve tax administration and industry compliance. TTB recognizes that a number of current tax-related reporting requirements are burdensome on industry and, in some cases, require significant TTB resources to administer. Recent tax reforms also introduced new risks to underreporting tax liabilities. To address these issues, and to ensure that TTB's tax requirements are commensurate with revenue risk, TTB completed a broad-based review of its tax return and operational report filing requirements.

TTB is now working toward using those findings to transform its excise tax filing requirements – consolidating two or more tax return and operational reports into a single, simplified filing by commodity. Once implemented, TTB taxpayers will have less filing burden, which should facilitate increased tax compliance. Additionally, TTB will get more complete and better quality data to administer and enforce its tax jurisdiction.

Proposals across beer, wine, and spirits are in various stages. TTB is currently piloting new consolidated brewer filings with a limited number of taxpayers, and plans to expand the pilot in FY 2023, incorporating feedback from the initial pilot. TTB has also developed a proposal for a consolidated winery filing, and plans to launch its winery pilot next year. In FY 2023, TTB also plans to develop a proposed pilot form for distilled spirits.

This multi-year initiative will require rulemaking to fully implement. TTB will work these efforts in tandem with IT modernization efforts to deliver these new requirements through its new tax system interface. As TTB initiates these efforts, the Bureau will continuously evaluate and refine its regulatory and statutory options to find solutions to gain efficiencies for industry and TTB, while also boosting overall tax compliance.

GOAL 3 KEY SUCCESS INDICATORS

Measure/Indicator	Strategic Objective Alignment	FY 2018	FY 2019	FY 2020	FY 2021	FY 2022		Result vs Target
		Actual	Actual	Actual	Actual	Actual	Target	
Amount of Revenue Collected Per Program Dollar	SO 5	\$369	\$339	\$380	\$375	\$366	IND	N/A
Percent of Voluntary Compliance from Large Taxpayers – Overall	SO 2	90%	91%	91%	93%	93%	95%	Unmet
<i>By Payment</i>	SO 2	99%	99%	99%	99%	99%	–	–
<i>By Tax Return</i>	SO 2	82%	84%	84%	87%	87%	–	–
<i>By Operational Report</i>	SO 2	82%	83%	83%	87%	86%	–	–
Percent of Electronically Filed Tax Returns – Pay.gov	SO 15	37%	41%	43%	47%	51%	50%	Met
Percent of Electronically Filed Operational Reports – Pay.gov	SO 15	42%	46%	50%	53%	56%	50%	Met
Claims Processed within Service Standard (30-45 days) (%) ³	SO 1	35%	18%	46%	59%	58%	85%	Unmet

Key: IND – Indicator

³ Includes current tax claim types, including drawback claims from manufacturers of nonbeverage products (30-day service standard) and all other claims (45-day service standard); in FY 2023, TTB will modify the measure to include CBMA import claims.

GOAL 4: CROSS-BORDER TAX RISK

The cross-border trade in alcohol and tobacco products poses a significant risk to Federal revenues. Mitigating this risk requires extensive coordination with multiple agencies that have responsibilities for the regulation and enforcement of import and export activity. This strategic goal calls for TTB to improve the detection and enforcement of diversion and other tax evasion in the cross-border trade of alcohol and tobacco products by leveraging interagency and other data sources to enhance and further integrate analytics tools into the Bureau's enforcement planning and processes. TTB is also taking a data-centric approach consistent with this goal in its design and implementation of new import claims jurisdiction, which will take effect in FY 2023, to ensure the Bureau can issue refund claims timely and mitigate fraud risk.

Performance Discussion by Strategic Objective

Improve Data Driven Decision Making

Given the amount of import trade data available to TTB in electronic format through CBP's Automated Commercial Environment (ACE) – and the revenue risk posed by the current import provisions of the recent tax reform legislation – TTB continued to focus its data-driven enforcement efforts in FY 2022 on imported alcohol and tobacco products. TTB relies on two indicators – the *Percent of Revenue Cases Initiated through Analytics* and the *Success Rate of Closed Revenue Cases Initiated through Analytics* – to assess its ability to generate data-driven leads and enhance enforcement planning.

In FY 2022, TTB continued its efforts to mine import data and enhance its analytics tools to detect illicit activity, such as importers operating without a TTB permit and importers misclassifying or underreporting entries of alcohol and tobacco products to CBP to evade excise taxes. TTB also continued to enhance analytics tools to identify industry members at risk for exceeding the relevant reduced rate and credit thresholds under CBMA for subsequent field referral.

These tools enabled TTB to exceed its performance target to initiate 30 percent or more of its revenue cases based upon leads generated by analytics tools. Approximately 43 percent of all TTB revenue cases were generated by analytics. TTB was particularly successful in using analytics to generate leads for revenue cases involving import activity, deriving the leads for 51 percent of these cases from analytics. The overall success rate of these cases remains high at 64 percent, but decreased from 75 percent last year, and fell below the annual target of 70 percent. However, analytics-driven cases continue to compare favorably to the success rate of cases generated through other leads and intelligence sources.

In FY 2022, TTB continued to coordinate with CBP to improve import trade oversight and enforcement, including through the exchange and use of data needed by both agencies to enforce current CBMA provisions and ensure that industry members do not exceed statutory thresholds for reduced tax rates and credits. Throughout the year, TTB and CBP also worked collaboratively to prepare for TTB to administer and enforce new CBMA import provisions in FY 2023. Beginning January 1, 2023, importers will no longer be able to take the reduced CBMA rates at the time of entry when paying tax to CBP, but instead must file claims with TTB to receive the CBMA tax benefits. These are complex claims that will present a high potential for fraud, heightening the need for analytics-driven validation and risk monitoring tools.

This year, TTB designed new processes and systems to implement its data-driven approach to import claims filing and processing, redirecting resources to implement the new program by the statutory effective date. This involved the identification of key data elements needed to verify eligible claims and mitigate fraud. To this end, TTB entered into interagency agreements with CBP and the U.S. Food and Drug Administration (FDA) to obtain data sets that, in combination with its tax data, will help detect and prevent ineligible or fraudulent claims. TTB is leveraging FDA Food Facility Registration (FFR) data to validate whether a foreign entity is eligible to assign CBMA benefits to importers, as well as other data validations. TTB also partnered with CBP to obtain additional import trade data through ACE, and implement validations for certain data elements that importers enter into ACE, which are foundational to plans for timely validating and approving importer claims.

TTB also prepared to launch the first system release to allow foreign producers to register with TTB and assign CBMA tax benefits to importers in October 2022. The second system release, which will allow importers to submit import claims, is scheduled for release next year to enable importers to file their first quarterly claims in April 2023. These systems are the first to be released under the myTTB initiative, and incorporated user testing as well as new customer experience practices to inform program and system design.

In September 2022, TTB published a temporary rule and notice that define the new procedures for registering with TTB and filing import claims, as well as initial industry guidance. Industry outreach and educational efforts are ongoing to help ensure that foreign producers and importers are aware of and able to comply with the new statutory and regulatory requirements. TTB also reached out to domestic and foreign trade associations, interested Congressional offices, and foreign embassies to ensure awareness and answer questions. In FY 2023, TTB plans to supplement its initial guidance, as well as provide webinars and other training sessions for external stakeholders, including foreign producers and importers.

Increase Data Quality & Analytical Capacity

TTB also continued its efforts to improve data access to support risk-based analytics to effectively direct its enforcement resources. In FY 2022, TTB continued to improve the utility of its internal and external data sets to help address challenges posed by the “single taxpayer” and controlled group rules under CBMA, including specific issues related to confirming reduced tax rates and credits for imported products. The Bureau is working to improve its ability to monitor import activity and ensure TTB-permitted importers are operating in accordance with Federal law and TTB regulations. However, TTB’s lack of jurisdiction over foreign producers limits its ability to verify that the claimed tax due by importers is consistent with the statutory reduced tax rate and credit limitations and any such allocations received from foreign producers.

By integrating external data sets with TTB data, TTB is improving its ability to determine whether taxpayers who are part of controlled groups are exceeding the applicable reduced tax rate and credit limitations. These new tools are critical to improving TTB’s ability to verify effective tax rates in audits and other taxpayer account reconciliations, and support risk determinations in TTB enforcement planning. In FY 2022, TTB expanded upon these efforts to focus on multinational controlled groups that are comprised of foreign producers. In the year

ahead, TTB plans to test and incorporate additional government and commercial data sources to improve the completeness and reliability of this critical data set. TTB also plans to enhance its systems to support more efficient data management and integration.

In addition, under this strategic goal, TTB plans to improve the use of export trade data currently reported to TTB and, over the longer term, to update TTB's reporting requirements to improve the Bureau's ability to detect diversion. Export information is currently reported to TTB in formats that are not conducive for use in analytics tools. TTB had to significantly curtail these efforts due to competing CBMA priorities but plans to pursue these improvements in the coming years.

Enhance Risk-Based Enforcement

Addressing the revenue risk from the import and export trade requires TTB to increase interagency partnerships to maximize TTB's enforcement presence. In FY 2022, TTB continued to coordinate with CBP to support CBMA import implementation, which included coordinating data and information sharing needs and identifying opportunities for future joint enforcement.

This year, TTB continued its ongoing joint enforcement operations, working with local CBP authorities at various U.S. ports to detect illegal shipments of alcohol and tobacco products. These efforts resulted in the prevention of thousands of cases of products from entering U.S. commerce without payment of the taxes due.

In the year ahead, TTB will continue to improve cooperation and information sharing with CBP, as well as other law enforcement partners, to effectively combat revenue risks. TTB will also continue to leverage interagency partnerships, such as CBP's Commercial Targeting and Analysis Center (CTAC). CTAC is an interagency center that provides access to a wide range of data sources about imports and exports, including real-time data on the cross-border trade of TTB-regulated products. These efforts improve the number and effectiveness of TTB's analytics-driven cases, using data to signal the potential evasion of excise taxes and flag shipments for additional inspection by CBP at the ports.

Reduce Illicit Trade

TTB criminal enforcement efforts to date have uncovered various schemes to evade Federal excise taxes involving imported and exported alcohol and tobacco products. Some tax evasion schemes involve diversion of non-taxpaid product marked or otherwise intended for export back into domestic commerce to evade Federal excise taxes. Imports also present a revenue risk because importers may misclassify or underreport products to CBP upon entry into the U.S. to evade alcohol and tobacco excise taxes. Import risk increased under the CBMA provisions due to the availability of reduced tax rates and credits for imports.

TTB's criminal cases reflect the risk posed by the illicit trade in these products. TTB continues to monitor its effective case selection and management through its indicator of *Percentage of Criminal Cases Resolved with Successful Outcomes*, which tracks TTB's completed cases that result in a conviction, plea, seizure or forfeiture, or restitution. In FY 2022, TTB successfully resolved 100 percent of its criminal cases (12 out of 12), including several related to tobacco products illicitly trafficked in interstate commerce. TTB assessments and forfeitures resulting from its civil and criminal diversion cases totaled approximately \$2 million.

TTB expects to close several open cases in FY 2023 with significant potential Federal excise tax liabilities. Additional information on TTB actions to resolve willful violations of alcohol and tobacco laws is on [TTB.gov – Administrative Actions](https://www.ttb.gov/administrative-actions).

Going forward, as the operating environment normalizes post-pandemic, TTB intends to continue to deploy its National Response Teams to address high-risk activity identified through analytics and intelligence. An effective investigative technique, National Response Teams employ a team-based approach to TTB cases, leveraging the skill sets across TTB's enforcement functions. This approach allows TTB to effectively plan and execute major investigations, which are often nationwide in scope and typically involve multiple locations. TTB measures its capacity to use this enforcement approach through its measure of the *Number of National Response Team investigations*. TTB had paused these investigations due to pandemic-related travel restrictions, but began these cases again in May 2022. By year-end, TTB initiated two National Response Team investigations, below its annual target of 10.

In recent years, the number and type of National Response Team investigations has also shifted in response to shifting enforcement priorities and resource constraints. With continued emphasis on trade practice enforcement, and within current resources, TTB will need to continue to balance its enforcement priorities in FY 2023 to maintain its enforcement presence across TTB's key risk areas.

GOAL 4 KEY SUCCESS INDICATORS

Measure/Indicator	Strategic Objective Alignment	FY 2018	FY 2019	FY 2020	FY 2021	FY 2022		Result vs Target
		Actual	Actual	Actual	Actual	Actual	Target	
Number of National Response Team Investigations	SO 12	8	8	2	2	2	IND	N/A
Percent of Criminal Cases Resolved with Successful Outcomes ⁴	SO 4	88%	61%	100%	80%	100%	IND	N/A
Percent of Revenue Cases Initiated through Analytics	SO 11	–	32%	45%	45%	43%	30%	Met
Success Rate of Closed Revenue Cases Initiated through Analytics	SO 11	–	54%	48%	75%	64%	70%	Unmet

Key: IND – Indicator

⁴ Resolved cases: FY 18 = 24; FY 19 = 18; FY 20 = 12; FY 21 = 10; FY 22 = 12

GOAL 5: WORKFORCE READINESS

TTB's strategic goal to improve workforce readiness underpins its success in the other four strategic goals. TTB's small size, breadth of program responsibilities, and evolving mission requirements require a workforce that is diverse, engaged, and results-driven. Through this goal, the Bureau aims to prepare the TTB workforce by continually assessing and addressing the structure, staffing, and skills needed to meet mission needs. In Part III of this report, the resources dedicated to this goal are prorated to the Collect the Revenue and Protect the Public major programs.

Performance Discussion by Strategic Objective

Enhance Professional Expertise

TTB continues to identify high retirement eligibility, particularly in critical positions, as one of the Bureau's top risks. In the next five years, approximately 40 percent of TTB employees will be eligible to retire. This risk has been exacerbated in the last two years by high attrition rates, which have resulted in the loss of 15 percent of TTB's workforce through a combination of retirements and separations. Broader workforce trends likely contributed to increased attrition rates, but TTB is also undergoing a period of mission expansion and shifting priorities that may be contributing to higher than average turnover.

TTB intends to continue its proactive approach to addressing these mission risks by strategically employing a variety of human capital policies and programs, with current emphasis on improving recruitment and hiring strategies to tap into new and diverse talent pools. TTB is increasing opportunities for remote work, and with this change, is opening job vacancies nationwide. Further, TTB is focused on addressing hiring delays that strain existing staff and present program challenges. TTB hiring times in FY 2022 averaged over 130 days, well over the OPM standard of 80 days. Given its size and structure, with many positions or programs staffed by only a few individuals, TTB cannot sustain these attrition rates without reducing hiring times and improving its training and development programs.

To this end, TTB continues to focus on enhancing the technical knowledge and leadership skills of its workforce. In FY 2022, TTB continued its efforts to align workforce training and development needs with the strategic direction of the Bureau, taking into account the areas that employees have identified as most in need of improvement in recent years through the annual Employee Viewpoint Survey (EVS).

TTB measures the *Positive Response Rate on Training Items in the Federal Employee Viewpoint Survey* to monitor its performance in assessing and delivering quality training to the workforce. Generally, TTB has improved employee satisfaction since establishing this strategic goal, with overall positive perceptions of training increasing from 80 percent in FY 2018 to 87 percent in FY 2022. In FY 2020, the Office of Personnel Management (OPM) modified the survey to account for new questions related to organizational response and workforce reaction to COVID-19. TTB accounted for these revisions in its FY 2022 results, with affected three of six survey questions TTB uses in calculating this measure.

Progress in this area has been driven by improved annual processes to ensure that TTB's priority training needs are identified and met. TTB again completed its annual Bureau-wide training needs assessment, which informed the FY 2022 TTB training plan. TTB also actively managed its training plan through monthly reviews with its Training Advisory Group,

a crosscutting team tasked with representing division training needs. Despite competing demands on programs and personnel, TTB delivered on the critical aspects of the FY 2022 training plan, including courses on communications and problem solving, both of which are critical skills to manage existing and emerging program changes. TTB also ensures that the Bureau leverages internal training opportunities as well as those available across Treasury. For example, in FY 2022, TTB continued to participate in Lean Six Sigma training opportunities offered by Treasury's Office of Strategic Planning and Process Improvement to build capacity in continuous process improvement. In the year ahead, TTB also plans to participate in Treasury's pilot training program for data scientists to continue increasing its evidence-building capacity.

TTB also continued a multi-year initiative to develop career development models to define the required competencies and proficiency levels for all mission-critical occupations. Based on resources, TTB is phasing these efforts and, to date, has completed models in the chemist and auditor job series (21 percent of the workforce). In FY 2022, TTB focused on the specialist job series (35 percent of workforce), and plans to complete models for the label and formula specialists in FY 2023. Once complete, these tools will provide transparent and clear expectations for the capabilities employees must demonstrate to advance by job series and grade, and are an important part of TTB plans to prepare candidates for leadership positions.

TTB remains focused on developing its next generation of leaders, with ongoing efforts to improve succession planning to enhance practical leadership capabilities and the Bureau's leadership pipeline. In FY 2022, TTB continued to build its framework for a three-tiered approach to leadership development to better address the needs of emerging leaders through the executive ranks. This year, TTB worked to refine its emerging leader program, informed by feedback from pilot participants, and plans to launch the new program in FY 2023. TTB also continued to develop a new program designed to support the development of existing high-potential employees, and plans to launch a program pilot next year. In FY 2022, TTB also continued to participate in a Treasury-wide Senior Executive Service Candidate Development Program (SES CDP), with two TTB candidates graduating this year. By adopting this program, TTB is building its leadership bench and providing new opportunities to employees seeking certification of their Executive Core Qualifications.

Improve Employee Engagement

Employee engagement and satisfaction are critical to developing and sustaining a productive workforce. Each year, OPM administers the EVS to measure the satisfaction of the Federal workforce. Based on this survey data, the Partnership for Public Service determines rankings for Federal agencies. TTB uses these results to develop an annual Employee Engagement Action Plan to target areas for improvement, with these efforts resulting in high performance in recent years.

Over the past five years, TTB has remained above government-wide performance, and achieved a *Best Places to Work Engagement Index Score* of 84 percent in FY 2022. TTB's Employee Engagement Action Plan for FY 2022 focused on improving training and internal communications, two areas with opportunities for improvement across TTB divisions. Specifically, in addition to the above improvements to TTB's training programs, TTB continued to focus on improving the experience of new hires through its onboarding program. In the area of communications, TTB continued to promote training opportunities through its online training calendar, a central resource for capturing and sharing information on TTB training offerings.

However, recent trends indicate that employee satisfaction and engagement have been negatively affected by the pandemic as well as statutory and other mandates without additional resources. TTB is evaluating survey results by directorate to identify focus areas in FY 2023, and also plans to launch an internal council focused on enhancing workforce engagement.

In the years ahead, like many agencies, TTB will need to develop additional adaptations to effectively onboard staff and maintain employee engagement in the expanded hybrid work environment. Moving forward, TTB is evaluating strategies to ensure it delivers high quality training in the hybrid work environment through a mix of in-person and remote training. This includes options for leveraging online training courses provided in Treasury’s Integrated Talent Management System and building an online catalog of training materials in specialized program areas.

Improve Strategic Resourcing

To meet this strategic goal, TTB must focus on workforce planning to ensure that the Bureau is appropriately structured and adequately resourced to meet current and future mission requirements. The Bureau initiated these efforts in the Office of Permitting & Taxation, recognizing the need to address immediate risks in this directorate posed by the loss of key leadership and technical expertise, and due to elevated attrition risk (nearly 50 percent of staff in this directorate are retirement eligible within five years). This initiative stalled in FY 2022, however, due to competing demands across directorates.

In the year ahead, to meet this strategic goal, TTB will continue to pursue data-informed workforce planning efforts by analyzing key programs, tasks, and staffing levels. TTB plans to specifically assess staffing needs in program management and support functions, areas of ongoing risk. TTB has a lean management profile, including in areas like human resources, when benchmarked against other public and private sector organizations. TTB also plans to partner with Treasury and other Federal agencies to achieve economies of scale in establishing effective recruitment strategies, including outreach to universities and professional organizations, as well as student internships.

GOAL 5 KEY SUCCESS INDICATORS

Measure/Indicator	Strategic Objective Alignment	FY 2018	FY 2019	FY 2020	FY 2021	FY 2022		Result vs Target
		Actual	Actual	Actual	Actual	Actual	Target	
Best Places to Work Engagement Index Score ⁵	S0 14	87	87	87	85	84	85	Unmet
Positive Response Rate on Training Items in Federal Employee Viewpoint Survey ^{5,6}	S0 13	80	82	87	88	87	85	Met

⁵ For full results, see www.bestplacestowork.org.

⁶ OPM modified the EVS in 2020 and 2021 to include questions related to COVID-19, and excluded 3 of the 6 questions used in this measure. Prior year results reflect all 6 questions.

PART III

Financial Results, Position, Condition, and Auditors' Reports

3.1 MESSAGE FROM THE CHIEF FINANCIAL OFFICER



TTB is committed to strong internal controls and sound financial management practices to ensure the collection and verification of approximately \$20 billion in annual excise tax collections from the alcohol, tobacco, firearms, and ammunition industries.

In FY 2022, for the thirteenth consecutive year, TTB obtained an unmodified (clean) audit opinion on its financial statements from an independent Certified Public Accounting firm, demonstrating our dedication to financial reporting excellence. This audit provides reasonable assurance that TTB's financial statements are free from material misstatement and that we prepared them in accordance with generally accepted accounting principles.

Like many of our stakeholders, TTB continued to evolve its work environment in FY 2022. While TTB has always embraced a hybrid work environment, this year we began to transition to the workplace of the future, which includes a more remote and geographically diverse workforce. We are eager to use this opportunity to expand our recruitment and hiring into communities across the country, focusing on building a bureau that represents all segments of society. At the same time, we are working to reduce our physical footprint, and plan to reinvest these savings in the infrastructure and technology needed to maintain a productive and engaged workforce.

As we look to the future, TTB continues to put its employees first, and is dedicated to remaining an employer of choice in the Federal government. Engagement scores on workforce surveys tell us that, while we have much to celebrate, the past two years have caused significant strain. Staff attrition reached an unprecedented level this year, due in part to a long-predicted wave of employee retirements finally reaching TTB. This has only added urgency to the Bureau's efforts to increase overall workforce readiness. TTB continues to prioritize succession planning to build the technical and leadership skills needed to meet current and emerging mission needs, which includes revamping leadership development programs to bolster our talent pipeline, and supporting employee development through career development tools.

Despite significant challenges, FY 2022 was a very productive year, with sustained service levels and key performance improvements across our programs, demonstrating the resilience of the TTB workforce. This year, TTB also prepared for a major mission expansion associated with issuing refund claims on imported alcohol under the Craft Beverage Modernization Act (CBMA), which takes effect in FY 2023. Under the new program, TTB expects the current volume of claims to roughly double. TTB redirected experts from across the organization to prepare for this new jurisdiction, making difficult tradeoffs across programs and priorities to ensure successful implementation of this mandate.

As we enter FY 2023, we plan to issue our new strategic plan, which will help us navigate critical challenges and seize new opportunities over the next five years. We will continue to integrate strong planning practices with our management and investment decisions to ensure that we deliver on our mission and best serve the public interest.

Joseph D. Burruss
Assistant Administrator, Management/CFO (Acting)

3.2 AUDITORS' REPORTS, FINANCIAL STATEMENTS, AND ACCOMPANYING NOTES



KPMG LLP
Suite 12000
1801 K Street, NW
Washington, DC 20006

Independent Auditors' Report

Deputy Inspector General
Department of the Treasury

Administrator
Alcohol and Tobacco Tax and Trade Bureau:

Report on the Audit of the Financial Statements

Opinion

We have audited the financial statements of the Alcohol and Tobacco Tax and Trade Bureau (TTB), which comprise the balance sheets as of September 30, 2022 and 2021, and the related statements of net costs, changes in net position, budgetary resources, and custodial activity for the years then ended, and the related notes to the financial statements.

In our opinion, the accompanying financial statements present fairly, in all material respects, the financial position of the Alcohol and Tobacco Tax and Trade Bureau as of September 30, 2022 and 2021, and its net costs, changes in net position, budgetary resources, and custodial activity for the years then ended in accordance with U.S. generally accepted accounting principles.

Basis for Opinion

We conducted our audits in accordance with auditing standards generally accepted in the United States of America (GAAS), the standards applicable to financial audits contained in *Government Auditing Standards*, issued by the Comptroller General of the United States, and Office of Management and Budget (OMB) Bulletin No. 22-01, *Audit Requirements for Federal Financial Statements*. Our responsibilities under those standards and OMB Bulletin No. 22-01 are further described in the Auditors' Responsibilities for the Audit of the Financial Statements section of our report. We are required to be independent of the Alcohol and Tobacco Tax and Trade Bureau and to meet our other ethical responsibilities, in accordance with the relevant ethical requirements relating to our audits. We believe that the audit evidence we have obtained is sufficient and appropriate to provide a basis for our audit opinion.

Other Matter - Interactive Data

Management has elected to reference to information on websites or other forms of interactive data outside the TTB Annual Report to provide additional information for the users of its financial statements. Such information is not a required part of the financial statements or supplementary information required by the Federal Accounting Standards Advisory Board. The information on these websites or the other interactive data has not been subjected to any of our auditing procedures, and accordingly we do not express an opinion or provide any assurance on it.

Responsibilities of Management for the Financial Statements

Management is responsible for the preparation and fair presentation of the financial statements in accordance with U.S. generally accepted accounting principles, and for the design, implementation, and maintenance of internal control relevant to the preparation and fair presentation of financial statements that are free from material misstatement, whether due to fraud or error.

KPMG LLP, a Delaware limited liability partnership and a member firm of the KPMG global organization of independent member firms affiliated with KPMG International Limited, a private English company limited by guarantee.



Auditors' Responsibilities for the Audit of the Financial Statements

Our objectives are to obtain reasonable assurance about whether the financial statements as a whole are free from material misstatement, whether due to fraud or error, and to issue an auditors' report that includes our opinion. Reasonable assurance is a high level of assurance but is not absolute assurance and therefore is not a guarantee that an audit conducted in accordance with GAAS, *Government Auditing Standards*, and OMB Bulletin No. 22-01 will always detect a material misstatement when it exists. The risk of not detecting a material misstatement resulting from fraud is higher than for one resulting from error, as fraud may involve collusion, forgery, intentional omissions, misrepresentations, or the override of internal control. Misstatements are considered material if there is a substantial likelihood that, individually or in the aggregate, they would influence the judgment made by a reasonable user based on the financial statements.

In performing an audit in accordance with GAAS, *Government Auditing Standards*, and OMB Bulletin No. 22-01, we:

- Exercise professional judgment and maintain professional skepticism throughout the audit.
- Identify and assess the risks of material misstatement of the financial statements, whether due to fraud or error, and design and perform audit procedures responsive to those risks. Such procedures include examining, on a test basis, evidence regarding the amounts and disclosures in the financial statements.
- Obtain an understanding of internal control relevant to the audit in order to design audit procedures that are appropriate in the circumstances, but not for the purpose of expressing an opinion on the effectiveness of the Alcohol and Tobacco Tax and Trade Bureau's internal control. Accordingly, no such opinion is expressed.
- Evaluate the appropriateness of accounting policies used and the reasonableness of significant accounting estimates made by management, as well as evaluate the overall presentation of the financial statements.

We are required to communicate with those charged with governance regarding, among other matters, the planned scope and timing of the audit, significant audit findings, and certain internal control related matters that we identified during the audit.

Required Supplementary Information

U.S. generally accepted accounting principles require that the information in the Management's Discussion and Analysis and Required Supplementary Information sections be presented to supplement the basic financial statements. Such information is the responsibility of management and, although not a part of the basic financial statements, is required by the Federal Accounting Standards Advisory Board who considers it to be an essential part of financial reporting for placing the basic financial statements in an appropriate operational, economic, or historical context. We have applied certain limited procedures to the required supplementary information in accordance with GAAS, which consisted of inquiries of management about the methods of preparing the information and comparing the information for consistency with management's responses to our inquiries, the basic financial statements, and other knowledge we obtained during our audits of the basic financial statements. We do not express an opinion or provide any assurance on the information because the limited procedures do not provide us with sufficient evidence to express an opinion or provide any assurance.

Other Information

Management is responsible for the other information included in the TTB Annual Report. The other information comprises the (1) Table of Contents; (2) Introduction; (3) Message from the Administrator; (4) Mission, Vision, and Values; (5) TTB Organization; (6) TTB Office Locations; (7) Part II: Annual Performance Results; (8) Message from the Chief Financial Officer; (9) Other Accompanying Information; and (10) Part IV: Appendices but does not include the financial statements and our auditors' report thereon. Our opinion on the financial statements does not cover the other information, and we do not express an opinion or any form of assurance thereon.



In connection with our audit of the financial statements, our responsibility is to read the other information and consider whether a material inconsistency exists between the other information and the financial statements, or the other information otherwise appears to be materially misstated. If, based on the work performed, we conclude that an uncorrected material misstatement of the other information exists, we are required to describe it in our report.

Report on Internal Control Over Financial Reporting

In planning and performing our audit of the financial statements as of and for the year ended September 30, 2022, we considered the TTB's internal control over financial reporting (internal control) as a basis for designing audit procedures that are appropriate in the circumstances for the purpose of expressing our opinion on the financial statements, but not for the purpose of expressing an opinion on the effectiveness of the TTB's internal control. Accordingly, we do not express an opinion on the effectiveness of the TTB's internal control. We did not test all internal controls relevant to operating objectives as broadly defined by the *Federal Managers' Financial Integrity Act of 1982*.

A deficiency in internal control exists when the design or operation of a control does not allow management or employees, in the normal course of performing their assigned functions, to prevent, or detect and correct, misstatements on a timely basis. A material weakness is a deficiency, or a combination of deficiencies, in internal control, such that there is a reasonable possibility that a material misstatement of the entity's financial statements will not be prevented, or detected and corrected, on a timely basis. A significant deficiency is a deficiency, or a combination of deficiencies, in internal control that is less severe than a material weakness, yet important enough to merit attention by those charged with governance.

Our consideration of internal control was for the limited purpose described in the first paragraph of this section and was not designed to identify all deficiencies in internal control that might be material weaknesses or significant deficiencies. Given these limitations, during our audit we did not identify any deficiencies in internal control that we consider to be material weaknesses. However, material weaknesses or significant deficiencies may exist that were not identified.

Report on Compliance and Other Matters

As part of obtaining reasonable assurance about whether the TTB's financial statements as of and for the year ended September 30, 2022 are free from material misstatement, we performed tests of its compliance with certain provisions of laws, regulations, and contracts, noncompliance with which could have a direct and material effect on the financial statements. However, providing an opinion on compliance with those provisions was not an objective of our audit, and accordingly, we do not express such an opinion. The results of our tests disclosed no instances of noncompliance or other matters that are required to be reported under *Government Auditing Standards* or OMB Bulletin No. 22-01.

Purpose of the Reporting Required by *Government Auditing Standards*

The purpose of the communication described in the Report on Internal Control Over Financial Reporting and the Report on Compliance and Other Matters sections is solely to describe the scope of our testing of internal control and compliance and the results of that testing, and not to provide an opinion on the effectiveness of the TTB's internal control or compliance. Accordingly, this communication is not suitable for any other purpose.

Washington, D.C.
December 16, 2022

**ALCOHOL AND TOBACCO TAX AND TRADE BUREAU
BALANCE SHEETS
As of September 30, 2022 and 2021
(In Thousands)**

	2022	2021
ASSETS		
Intragovernmental Assets:		
Fund Balance with Treasury (Note 2)	\$ 63,248	\$ 54,970
Accounts Receivable, Net (Note 3)	1,394	1,509
Due from the General Fund (Notes 5 and 8)	14,920	493
Total Intragovernmental Assets	<u>79,562</u>	<u>56,972</u>
Other than Intragovernmental Assets:		
Accounts Receivable, Net (Note 3)	628	532
Tax and Trade Receivables, Net (Notes 4 and 8)	130,671	44,465
General Property, Plant, and Equipment, Net (Note 6)	12,982	11,050
Advances and Prepayments (Note 7)	785	39
Total Other than Intragovernmental Assets	<u>145,066</u>	<u>56,086</u>
TOTAL ASSETS (Note 8)	<u>\$ 224,628</u>	<u>\$113,058</u>
LIABILITIES		
Intragovernmental Liabilities:		
Accounts Payable	\$ 1,193	\$ 1,514
Payroll Benefits	1,069	972
FECA Liabilities	15	21
Due to the General Fund (Notes 4 and 5)	119,858	40,408
Due to the Wildlife Restoration Fund (Notes 4 and 5)	10,813	4,056
Total Intragovernmental Liabilities	<u>132,948</u>	<u>46,971</u>
Other than Intragovernmental Liabilities:		
Accounts Payable	3,324	3,486
Payroll Benefits	3,359	3,151
FECA Actuarial Liability	85	82
Refunds Payable	14,920	493
Unfunded Leave	5,440	5,685
Cash Bond Liabilities	13,562	14,028
Offers-in-Compromise not yet Accepted (Note 9)	15,789	7,367
Total Other than Intragovernmental Liabilities	<u>56,479</u>	<u>34,292</u>
TOTAL LIABILITIES	<u>\$ 189,427</u>	<u>\$ 81,263</u>
Commitments and Contingencies (Note 19)		
NET POSITION		
Unexpended Appropriations - Funds from other than Dedicated Collections	26,893	25,534
Cumulative Results of Operations - Funds from other than Dedicated Collections	8,308	6,261
TOTAL NET POSITION	<u>35,201</u>	<u>31,795</u>
TOTAL LIABILITIES AND NET POSITION	<u>\$ 224,628</u>	<u>\$113,058</u>

The accompanying notes are an integral part of these statements.

ALCOHOL AND TOBACCO TAX AND TRADE BUREAU
STATEMENTS OF NET COST
For the Years Ended September 30, 2022 and September 30, 2021
(In Thousands)

	2022	2021
COLLECT THE REVENUE		
Program Costs		
Gross Costs	\$ 60,186	\$ 54,669
Less: Earned Revenue	<u>(6,101)</u>	<u>(5,142)</u>
Total Net Program Cost	<u>54,085</u>	<u>49,527</u>
PROTECT THE PUBLIC		
Program Costs		
Gross Costs	76,728	77,651
Less: Earned Revenue	<u>(1,620)</u>	<u>(1,499)</u>
Total Net Program Cost	<u>75,108</u>	<u>76,152</u>
NET COST OF OPERATIONS (Note 13)	<u><u>\$ 129,193</u></u>	<u><u>\$ 125,679</u></u>

The accompanying notes are an integral part of these statements.

ALCOHOL AND TOBACCO TAX AND TRADE BUREAU
STATEMENTS OF CHANGES IN NET POSITION
For the Years Ended September 30, 2022 and September 30, 2021
(In Thousands)

	2022	2021
UNEXPENDED APPROPRIATIONS		
Beginning Balances	\$ 25,534	\$ 23,590
Budgetary Financing Sources		
Appropriations Received	128,067	124,337
Other Adjustments	(458)	(568)
Appropriations Used	<u>(126,250)</u>	<u>(121,825)</u>
Total Budgetary Financing Sources	<u>1,359</u>	<u>1,944</u>
Total Unexpended Appropriations	<u>26,893</u>	<u>25,534</u>
CUMULATIVE RESULTS OF OPERATIONS		
Beginning Balances	6,261	4,906
Budgetary Financing Sources		
Appropriations Used	126,250	121,825
Transfers-in without reimbursement	833	1,087
Other Financing Sources (Non-exchange)		
Imputed Financing from Costs Absorbed by Others (Note 12)	4,158	4,125
Transfers out to the General Fund and Other	<u>(1)</u>	<u>(3)</u>
Total Financing Sources	131,240	127,034
Net Cost of Operations (Note 13)	<u>(129,193)</u>	<u>(121,743)</u>
Net Change	<u>2,047</u>	<u>1,355</u>
Cumulative Results of Operations	<u>8,308</u>	<u>6,261</u>
TOTAL NET POSITION	<u>\$ 35,201</u>	<u>\$ 31,795</u>

The accompanying notes are an integral part of these statements.

ALCOHOL AND TOBACCO TAX AND TRADE BUREAU
STATEMENTS OF BUDGETARY RESOURCES
For the Years Ended September 30, 2022 and September 30, 2021
(In Thousands)

	2022	2021
BUDGETARY RESOURCES (Note 14)		
Unobligated Balance from Prior Year Budget		
Authority, Net	\$ 8,201	\$ 8,529
Appropriations (discretionary and mandatory)	128,067	124,337
Spending Authority from Offsetting Collections (discretionary and mandatory)	9,237	8,190
TOTAL BUDGETARY RESOURCES	<u><u>\$ 145,505</u></u>	<u><u>\$ 141,056</u></u>
STATUS OF BUDGETARY RESOURCES		
New Obligations and Upward Adjustments (Note 15)	\$ 138,382	\$ 134,560
Unobligated Balance, End of Year:		
Apportioned, Unexpired Accounts	4,997	4,938
Unexpired Unobligated Balance, End of Year	4,997	4,938
Expired Unobligated Balance, End of Year	2,126	1,558
Unobligated Balance, End of Year	7,123	6,496
TOTAL STATUS OF BUDGETARY RESOURCES	<u><u>\$ 145,505</u></u>	<u><u>\$ 141,056</u></u>
AGENCY OUTLAYS, NET		
Outlays, Gross (discretionary and mandatory)	\$ 135,881	\$ 127,996
Actual Offsetting Collections (discretionary and mandatory)	(8,595)	(7,645)
Outlays, Net (discretionary and mandatory)	127,286	120,351
Distributed Offsetting Receipts	(1)	(2)
AGENCY OUTLAYS, NET (discretionary and mandatory)	<u><u>\$ 127,285</u></u>	<u><u>\$ 120,349</u></u>

The accompanying notes are an integral part of these statements.

ALCOHOL AND TOBACCO TAX AND TRADE BUREAU
STATEMENTS OF CUSTODIAL ACTIVITY
For the Years Ended September 30, 2022 and 2021
(In Thousands)

	2022	2021
SOURCES OF CUSTODIAL REVENUE		
Revenue Received		
Excise Taxes (Note 16)	\$ 19,560,585	\$ 20,243,950
Interest, Fines and Penalties	5,588	6,908
Total Revenue Received (Note 17)	<u>19,566,173</u>	<u>20,250,858</u>
Less Refunds and Drawbacks (Note 16)	(497,995)	(445,474)
Net Revenue Received	<u>19,068,178</u>	<u>19,805,384</u>
Accrual Adjustment	71,780	28,729
Total Sources of Custodial Revenue	<u>19,139,958</u>	<u>19,834,113</u>
Amounts Provided to:		
General Fund	17,497,273	18,174,337
Wildlife Restoration Fund	1,150,016	1,102,578
Amounts Provided to Fund the Federal Government (Note 17)	18,647,289	19,276,915
Amounts Provided to Non-Federal Entities (Note 16)	420,889	528,469
Increase/(Decrease) in Amounts Yet to be Provided:		
General Fund	79,450	31,865
Wildlife Restoration Fund	6,757	(2,899)
(Increase)/Decrease in Accrued Refunds	(14,427)	(237)
Total Disposition of Custodial Revenue	<u>19,139,958</u>	<u>19,834,113</u>
NET CUSTODIAL REVENUE ACTIVITY	<u>\$ -</u>	<u>\$ -</u>

The accompanying notes are an integral part of these statements.

The accompanying notes are an integral part of these statements.

NOTES TO THE FINANCIAL STATEMENTS

Note 1. Summary of Significant Accounting Policies

A. Reporting Entity

The Alcohol and Tobacco Tax and Trade Bureau (TTB or Bureau) was established on January 24, 2003, as a result of the Homeland Security Act of 2002. The Act transferred firearms, explosives, and arson functions of the Bureau of Alcohol, Tobacco and Firearms (ATF) to the Department of Justice and retained the tax collection and consumer protection provisions of the Internal Revenue Code (IRC) and Federal Alcohol Administration Act in TTB within the Department of the Treasury. The history of TTB's regulatory responsibility dates back to the creation of the Department of the Treasury and the first Federal taxes levied on distilled spirits in 1791. TTB has two primary programs: Collect the Revenue and Protect the Public. Under the Collect the Revenue program, TTB collects alcohol, tobacco, firearms, and ammunition excise taxes, and under its Protect the Public program, TTB protects the consumer by ensuring that alcohol beverages are labeled, advertised, and marketed in accordance with the law, and facilitates trade in beverage and industrial alcohols.

B. Basis of Presentation

The financial statements were prepared to report the assets, liabilities, and net cost of operations, changes in net position, budgetary resources, and custodial activities of TTB. The financial statements have been prepared from the books and records of TTB in conformity with generally accepted accounting principles (GAAP) in the United States, and form and content guidance for entity financial statements issued by the Office of Management and Budget (OMB) in OMB Circular A-136. TTB's accounting policies are summarized in this note. GAAP for Federal entities is prescribed by the Federal Accounting Standards Advisory Board (FASAB), which has been designated the official accounting standards-setting body for the Federal Government by the American Institute of Certified Public Accountants. These standards allow certain presentations and disclosure to be modified, if needed, to prevent the disclosure of classified information..

C. Basis of Accounting

Transactions are recorded on a proprietary accrual and a budgetary basis of accounting. Under the accrual basis, revenues are recorded when earned and expenses are recorded when incurred, regardless of when cash is exchanged. However, under the budgetary basis, funds availability is recorded based upon legal considerations and constraints. As a result, certain line items on the proprietary statements may not equal similar lines on the budgetary financial statements.

The Statement of Custodial Activity is presented on the modified cash basis. The related activity is detailed in Note 1.E.

D. Revenue and Financing Sources

(1) Exchange Revenue

Exchange Revenues are inflows of resources to a Government entity that the entity has earned by providing something of value to the public or another Government entity at a price. The majority of the Exchange Revenues earned by the Bureau result from providing services to the Government of Puerto Rico, as well as other federal entities.

(2) Financing Sources

Financing Sources provide inflows of resources during the reporting period and include appropriations used and imputed financing. Unexpended appropriations are recognized separately in determining net position, but are not financing sources until used. Imputed financing sources are the result of other Federal entities financing costs on behalf of TTB.

TTB receives the majority of the funding needed to support the Bureau through congressional appropriations. The appropriations received are annual and multi-year funding that may be used, within statutory limits, for operating and capital expenditures

(3) Imputed Financing Sources

Imputed Financing Sources are the result of Federal entities financing costs on behalf of TTB. Those entities pay future benefits for health insurance, life insurance, and pension benefits for TTB employees.

E. Custodial Revenue

For TTB, most Custodial Revenues result from collecting taxes on alcohol and tobacco products, which are transferred to the General Fund, and recognized as a nonexchange revenue on the Federal government's consolidated financial statements. The excise taxes collected by TTB come from businesses, and the taxes are imposed and collected at the producer and importer levels of operations. Members of the regulated industries paying excise taxes are distilleries, breweries, bonded wineries, bonded wine cellars, manufacturers of cigarette tubes, manufacturers of tobacco products, and manufacturers and importers of firearms and ammunition. These taxes are recorded in the records on a modified cash basis of accounting. The Statement of Custodial Activity is also presented on a modified cash basis.

F. Fund Balance with Treasury

The Fund Balance with Treasury is the undisbursed account balance with the Treasury, primarily resulting from undisbursed appropriations. The balance is available within statutory limits to pay current liabilities and finance authorized purchase obligations. The Fund Balance also includes a non-entity balance, primarily the result of custodial activities related to collecting escrow payments designed to finance Offers-in-Compromise and cash bonds held in lieu of corporate surety bonds guaranteeing payment of taxes.

G. Accounts Receivable

Intragovernmental Accounts Receivable consist of amounts due under reimbursable agreements with Federal entities for services provided by TTB. Public Accounts Receivable consist of taxes, penalties, and interest that have been assessed but unpaid at year end.

Receivables due from Federal agencies are considered to be fully collectible. An allowance for doubtful accounts is established for public receivables primarily based on specific identification

H. Property, Plant, and Equipment

Property, Plant, and Equipment purchased with a cost greater than or equal to \$25,000 per unit and a useful life of two years or more, is capitalized and depreciated. Normal repairs and maintenance are charged to expense as incurred.

TTB also capitalizes internal use software when the unit cost or development costs are greater than or equal to \$25,000. The same threshold also applies to enhancements that add significant functionality to the software. TTB will amortize this software based on its classification. The classifications are as follows: 1) Enterprise and other business software (five years), and 2) Personal productivity and desktop operating software (three years).

Additionally, TTB also capitalizes like assets purchased in bulk when the unit price is greater than or equal to \$5,000 and less than \$25,000, with the aggregated purchase amount greater than or equal to \$250,000.

Assets are depreciated on a straight-line basis beginning the month the asset was put in to use.

I. Advances

Advances are payments made to cover certain periodic expenses before those expenses are incurred. Advances generally consist of prepaid services agreements for support or maintenance.

J. Non-entity Assets

Non-entity Assets consist primarily of cash and receivables for excise taxes and fees that are to be distributed to the Treasury, other Federal agencies, and other governments. Non-entity assets are not considered a financing source (revenue) available to offset the operating expenses of TTB.

K. Liabilities

Liabilities represent the amount of monies, or other resources, that are likely to be paid by TTB as the result of a transaction or event that has already occurred. However, no liability can be paid by TTB absent an appropriation. Liabilities for which an appropriation has not been enacted and for which there is uncertainty an appropriation will be enacted, are classified as a liability not covered by budgetary resources. Also, the Government, acting in its sovereign capacity, can abrogate liabilities of TTB that arise from other than contracts.

Intragovernmental liabilities consist of amounts payable to the Treasury for collections of excise tax, fees receivable, payments to other Federal agencies, and accrued Federal Employees' Compensation Act (FECA) charges. Liabilities also include amounts due to be refunded to taxpayers, as well as amounts held in escrow for Offers-in-Compromise and cash bonds held in guaranteeing payment of taxes.

L. *Litigation Contingencies and Settlements*

Probable and estimable litigation and claims against TTB are recognized as a liability and expense for the full amount of the expected loss. Expected litigation and claim losses include settlements to be paid from the Treasury Judgment Fund (Judgment Fund) on behalf of TTB and settlements to be paid from Bureau appropriations. The Judgment Fund pays Bivens-type tort claims. Settlements paid from the Judgment Fund for TTB are recognized as an expense and imputed financing source.

M. *Annual, Sick, and Other Leave*

Annual and Compensatory Leave earned by TTB employees, but not yet used, is reported as an accrued liability. The accrued balance is adjusted annually to current pay rates. Any portions of the accrued leave, for which funding is not available, are recorded as an unfunded leave liability on the Balance Sheet. Sick and other leave are expensed as taken.

N. *Interest on Late Payments*

Pursuant to the Prompt Payment Act, 31 U.S.C. 3901-3907, Federal agencies must pay interest on payments for goods or services made to business concerns after their due date. The due date is generally 30 days after receipt of a proper invoice or acceptance of the goods or services.

O. *Retirement Plans*

Most employees hired prior to January 1, 1984 participate in the Civil Service Retirement System (CSRS), and employees hired between January 1, 1984 and December 31, 1986 are covered under the CSRS Offset system, to which TTB contributes 7.0 percent of pay for employees covered by both. On January 1, 1987, the Federal Employees' Retirement System (FERS) went into effect. FERS is a three-tiered retirement system consisting of a Basic Benefit Plan, Thrift Savings Plan (TSP), and Social Security Benefits. For the FERS Basic Benefit Plan, TTB contributes between 16.6 to 18.4 percent of pay for regular employees. The Bureau has not employed any law enforcement employees. As such, the contribution rates associated with those types of employees are not applicable to TTB.

All employees are eligible to contribute to TSP, a 401(k)-type saving plan. For those employees participating in FERS, a TSP account is automatically established and TTB makes a mandatory 1 percent contribution to this account. In addition, TTB makes matching contributions, ranging from 1 to 4 percent of base pay, for FERS-eligible employees who contribute to their TSP accounts. Matching contributions are not made to the TSP accounts established by CSRS employees. For most employees hired after December 31, 1983, the Bureau also contributes the employer's matching share for Social Security.

TTB recognized the full cost of providing future pension and other retirement benefits (ORB) for current employees as required. Full cost includes pension and ORB contributions paid out

of Bureau appropriations and costs financed by OPM. Costs financed by OPM are reported in the accompanying financial statements as imputed costs, which are offset by imputed financing revenue sources. Reporting amounts such as plan assets, accumulated plan benefits, or unfunded liabilities, if any, is the responsibility of OPM.

P. Federal Employees' Compensation Act

The Federal Employees' Compensation Act (FECA) provides income and medical cost protection to covered Federal civilian employees injured on the job and employees who have incurred a work-related injury or occupational disease. The future workers' compensation estimates were generated from an application of actuarial procedures developed to estimate the liability for FECA benefits. The actuarial liability estimates for FECA benefits include the expected liability for death, disability, medical, and miscellaneous costs for approved compensation cases. The liability is determined using the paid losses development method, which utilizes historical benefit patterns related to a specific incurred period to predict ultimate payments related to that period. The Department of Labor calculates Treasury's FECA actuarial liability. Treasury then allocates shares of the liability to its component organizations, including TTB.

Claims are paid for TTB employees by the Department of Labor (DOL) from the FECA Special Benefit fund, for which TTB reimburses DOL. The accrued liability represents claims paid by DOL for TTB employees, for which the fund has not been reimbursed. The actuarial liability is an estimate of future costs to be paid on claims made by TTB employees. The estimated future cost is not obligated against budgetary resources until the year in which the cost is billed to TTB.

Q. Use of Estimates

The preparation of financial statements requires management to make estimates and assumptions that affect the reported amount of assets and liabilities, as well as the disclosure of contingent liabilities at the date of the financial statements, and the amount of revenues and costs reported during the period. Actual results could differ from those estimates.

R. Tax Exempt Status

As an agency of the Federal Government, TTB is exempt from all income taxes imposed by any governing body, whether it is a Federal, state, commonwealth, local, or foreign government.

S. Changes in Presentation

During fiscal 2022, presentation changes for two footnotes, Tax and Trade Receivables and the Reconciliation of Net Cost to Net Outlays, were made. Consequently, changes were made to the fiscal 2021 disclosures to conform with the new presentations.

T. Subsequent Events

Subsequent events and transaction occurring after September 30, 2022 through the date of the auditors' opinion have been evaluated for potential recognition or disclosure in the financial statements.

Note 2. Fund Balance with Treasury

Fund Balance with Treasury as of September 30, 2022 and 2021 consisted of the following (in thousands):

	<u>2022</u>	<u>2021</u>
Fund Balances:		
General Funds	\$ 33,898	\$ 33,576
Other Funds	29,350	21,394
Total	<u>\$ 63,248</u>	<u>\$ 54,970</u>
Status of Fund Balances:		
Unobligated Balance - Available	\$ 4,997	\$ 4,938
Unobligated Balance - Unavailable	2,126	1,558
Obligated Balance Not Yet Disbursed	26,775	27,080
Subtotal	<u>33,898</u>	<u>33,576</u>
Adjustment for Non-Budgetary Funds	29,350	21,394
Total Status of Fund Balances	<u>\$ 63,248</u>	<u>\$ 54,970</u>

The other funds and non-budgetary fund balance primarily represents cash bonds, which are cash payments made to the Bureau by taxpayers, in lieu of obtaining corporate surety bonds, guaranteeing payment of taxes. It also includes Offers-in-Compromise (OIC). OICs are payments made to the Bureau, being held in escrow, to finance offers from taxpayers to settle their tax debt at less than the assessed amount.

The unobligated balance that is unavailable is the balance of prior years' expired appropriations.

Note 3. Accounts Receivable

Accounts Receivable as of September 30, 2022 and 2021 consisted of the following (in thousands):

	<u>2022</u>	<u>2021</u>
Intragovernmental Accounts Receivable:		
Due from Community Financial Development Institutions Fund	\$ 409	\$ 385
Due from Treasury Executive Office of Asset Forfeiture	985	1,112
Due from Treasury Departmental Offices	-	12
Total Intragovernmental Accounts Receivable	<u>\$ 1,394</u>	<u>\$ 1,509</u>
Due from the Government of Puerto Rico	\$ 620	\$ 523
Due from Employees	8	9
Total Accounts Receivable Due from the Public	<u>\$ 628</u>	<u>\$ 532</u>

No allowance for doubtful accounts has been recognized, nor have any accounts been written off in either FY2022 or FY2021. All intragovernmental accounts receivable are considered fully collectible. Additionally, other non-Federal receivables consist of a receivable from the government of Puerto Rico, which is collected via an offset to cover-over payments the Bureau remits to Puerto Rico, and employee accounts receivable, which can be collected via salary offsets.

Note 4. Tax and Trade Receivables, Net

Tax and Trade Receivables as of September 30, 2022 and 2021 consisted of the following (in thousands):

<u>2022</u>	<u>Gross Receivables</u>	<u>Allowance</u>	<u>Net Receivables</u>
Excise Tax Receivables	\$ 216,266	\$ (148,637)	\$ 67,629
Interest Receivables	61,453	(39,716)	21,737
Penalties, Fines and Administrative Fees Receivables	99,076	(61,839)	37,237
Criminal Restitution Receivables	55,151	(51,083)	4,068
Total Tax and Trade Receivables	<u>\$ 431,946</u>	<u>\$ (301,275)</u>	<u>\$ 130,671</u>

<u>2021</u>	<u>Gross Receivables</u>	<u>Allowance</u>	<u>Net Receivables</u>
Excise Tax Receivables	\$ 225,105	\$ (202,585)	\$ 22,520
Interest Receivables	48,304	(45,772)	2,532
Penalties, Fines and Administrative Fees Receivables	98,705	(79,319)	19,386
Criminal Restitution Receivables	50,173	(50,146)	27
Total Tax and Trade Receivables	<u>\$ 422,287</u>	<u>\$ (377,822)</u>	<u>\$ 44,465</u>

All tax and trade receivables are non-entity assets. An allowance for uncollectible amounts has been established based on: 1) an analysis of individual receivable balances and 2) the application of historical non-collection rates for similar types of receivables. Because current laws governing the collection period for these tax assessments, 26 U.S.C. 6502, stipulate taxes are collectible for 10 years from the date the taxes were assessed, a large amount of aged receivables that are not likely to be collected have been offset with an allowance, but not written off. Net Tax and Trade Receivables have offsetting liabilities reported as Due to the General Fund and Due to the Wildlife Restoration Fund.

Note 5. Due from the General Fund and Due to the General Fund

Due from the General Fund and Due to the General Fund as of September 30, 2022 and 2021 consisted of the following (in thousands):

	<u>2022</u>	<u>2021</u>
Due from the General Fund	<u>\$ 14,920</u>	<u>\$ 493</u>

In addition to collecting taxes from the alcohol and tobacco industries, the Bureau also is responsible for paying refunds, when applicable, to those same industry members. Amounts due from the General Fund represent a receivable from appropriations to cover the Bureau's accrued refund liability to alcohol and tobacco excise taxpayers.

	<u>2022</u>	<u>2021</u>
Due to the General Fund	\$ 119,858	\$ 40,408
Due to the Wildlife Restoration Fund	<u>10,813</u>	<u>4,056</u>
Total Custodial Liabilities	<u>\$ 130,671</u>	<u>\$ 44,464</u>

Amounts due to the General Fund primarily represent the balance of receivables related to Alcohol and Tobacco excise taxes. Similarly, receivables related to Firearms and Ammunition excise taxes equate to custodial liabilities payable to the Department of Interior's Wildlife Restoration Fund, as opposed to the General Fund.

Note 6. Property, Plant, and Equipment, Net (PP&E)

Property, Plant and Equipment as of September 30, 2022 and 2021 consisted of the following (in thousands):

<u>2022</u>	<u>Estimated Useful Life (Years)</u>	<u>Acquisition Value</u>	<u>Accumulated Depreciation</u>	<u>Net Book Value</u>
Internal Use Software	3 - 5	\$ 20,125	\$ (14,739)	\$ 5,386
Equipment	4 - 6	12,954	(10,874)	2,080
Leasehold Improvements	2 - 5	3,430	(3,048)	382
Building	40	9,772	(4,638)	5,134
Total PP&E		<u>\$ 46,281</u>	<u>\$ (33,299)</u>	<u>\$ 12,982</u>

<u>2021</u>	<u>Estimated Useful Life (Years)</u>	<u>Acquisition Value</u>	<u>Accumulated Depreciation</u>	<u>Net Book Value</u>
Internal Use Software	3 - 5	\$ 17,497	\$ (14,191)	\$ 3,306
Equipment	4 - 6	12,985	(11,010)	1,975
Leasehold Improvements	2 - 5	3,220	(2,839)	381
Building	40	9,772	(4,384)	5,388
Total PP&E		<u>\$ 43,474</u>	<u>\$ (32,424)</u>	<u>\$ 11,050</u>

Depreciation and amortization are calculated using the straight-line method.

The balance in the buildings account represents TTB's 13.2 percent equity interest in the National Laboratory Center facility in Beltsville, Maryland, which TTB co-owns with the Bureau of Alcohol, Tobacco, Firearms and Explosives (ATF).

Note 7. Advances

Advances as of September 30, 2022 and 2021 consisted of the following (in thousands):

	<u>2022</u>	<u>2021</u>
Beginning Balance	\$ 39	\$ 89
Prepayments	1,346	5
Liquidations	(600)	(55)
Ending Balance	<u>\$ 785</u>	<u>\$ 39</u>

Advances with the public generally consist of prepaid service agreements for support or maintenance.

Note 8. Non-entity Assets

Non-entity Assets as of September 30, 2022 and 2021 consisted of the following (in thousands):

	<u>2022</u>	<u>2021</u>
Intragovernmental Non-entity Assets:		
Fund Balance with Treasury	\$ 29,350	\$ 21,394
Due from the General Fund	14,920	493
Total Intragovernmental Non-entity Assets	<u>44,270</u>	<u>21,887</u>
Tax and Trade Receivables, Net	130,671	44,465
Total Non-Entity Assets	<u>174,941</u>	<u>66,352</u>
Total Entity Assets	49,687	46,706
Total Assets	<u>\$ 224,628</u>	<u>\$113,058</u>

Note 9. Offers-in-Compromise not yet Accepted

Offers-in-Compromise not yet Accepted represent payments made by taxpayers as consideration for settling their tax liability at less than the assessed amount. The payments are being held in a deposit fund while the offer is being reviewed and considered by TTB's management.

Note 10. Liabilities Not Covered by Budgetary Resources

Liabilities not Covered by Budgetary Resources as of September 30, 2022 and 2021 consisted of the following (in thousands):

	<u>2022</u>	<u>2021</u>
Accrued FECA Liability	\$ 15	\$ 21
Total Intragovernmental Liabilities not Covered by Budgetary Resources	<u>15</u>	<u>21</u>
FECA Actuarial Liability	85	82
Unfunded Leave	5,440	5,685
Total Liabilities with the Public not Covered by Budgetary Resources	<u>5,525</u>	<u>5,767</u>
Total Liabilities not Covered by Budgetary Resources	5,540	5,788
Total Liabilities Covered by Budgetary Resources	<u>183,887</u>	<u>75,475</u>
Total Liabilities	<u>\$ 189,427</u>	<u>\$ 81,263</u>

Note 11. Future Funding Requirements

Generally, liabilities not covered by budgetary resources require future funding and can be liquidated only with the enactment of future appropriations.

Note 12. Imputed Financing

Imputed Financing as of September 30, 2022 and 2021 consisted of the following (in thousands):

	<u>2022</u>	<u>2021</u>
Health Insurance	\$ 3,591	\$ 3,575
Life Insurance	10	10
Pension	557	540
Total Imputed Financing	<u>\$ 4,158</u>	<u>\$ 4,125</u>

Imputed financing recognizes actual cost of future benefits to be paid by other Federal entities. These benefits include Federal Employees Health and Benefits Program (FEHB), Federal Employees Group Life Insurance Program (FEGLI), and pensions. Imputed financing also recognizes costs paid by the Judgment Fund. The Fund was established and funded by Congress under 31 U.S.C. 1304 to pay in whole or in part court judgments and settlement agreements negotiated by Treasury on behalf of agencies, as well as certain types of administrative awards. The Judgment Fund did not pay out any awards on TTB's behalf during fiscal years 2022 or 2021.

TTB does not report CSRS assets, FERS assets, accumulated plan benefits, or unfunded liabilities, if any, applicable to retirement plans because the accounting for and reporting of such amounts is the responsibility of OPM. Based on cost factors provided by OPM, which vary by retirement plan, estimated future pension benefits for TTB employees, to be paid by OPM, totaled \$557,000 and \$540,000 for fiscal years 2022 and 2021 respectively. Similarly, OPM rather than TTB, reports liabilities for future payments to retired employees who participate in the FEHB and FEGLI programs. The FEHB cost factor applied to a weighted average number of employees enrolled in the FEHB program increased in FY 2022 to \$8,775 from \$8,476 in FY 2021; however, the imputed cost for employees' health benefits in FY 2022 remained unchanged from FY 2021 at \$3.6 million. The cost factor, as provided by OPM, for employees enrolled in the FEGLI program, remained unchanged from FY 2021 to FY 2022, at .02 percent of employees' basic pay. The FEGLI amounts totaling \$10,000 in each FY 2022 and FY 2021, respectively, are also included as an expense and imputed financing source in TTB financial statements.

Note 13. Consolidated Gross Cost and Earned Revenue by Budget Functional Classification

Consolidated Gross Cost and Earned Revenue by Budget Function Classification as of September 30, 2022 and 2021 consisted of the following (in thousands):

Fiscal Year Ended September 30, 2022

Activity	Budget Function Classification (BFC)	BFC Code	Gross Costs	Earned Revenue	Net Costs
Intragovernmental	Central Fiscal Operations	803	\$ 38,559	\$ (3,517)	\$ 35,042
With the Public	Central Fiscal Operations	803	98,355	(4,204)	94,151
Consolidated	Central Fiscal Operations	803	<u>\$ 136,914</u>	<u>\$ (7,721)</u>	<u>\$ 129,193</u>

Fiscal Year Ended September 30, 2021

Activity	Budget Function Classification (BFC)	BFC Code	Gross Costs	Earned Revenue	Net Costs
Intragovernmental	Central Fiscal Operations	803	\$ 36,537	\$ (2,953)	\$ 33,584
With the Public	Central Fiscal Operations	803	95,783	(3,688)	92,095
Consolidated	Central Fiscal Operations	803	<u>\$ 132,320</u>	<u>\$ (6,641)</u>	<u>\$ 125,679</u>

Note 14. Statement of Budgetary Resources vs. Budget of the United States Government

The following chart displays balances from the FY 2021 Statement of Budgetary Resources and actual fiscal year balances included in the FY 2023 President's Budget. There were no differences related to the Salaries and Expense accounts. The FY 2024 budget, which would include FY 2022 actuals, had not been published at the time of this report.

Fiscal Year Ended September 30, 2021 (In Millions)	Statement of Budgetary Resources	President's Budget
Budgetary Resources:		
Appropriations	\$ 124	\$ 124
Spending Authority from Offsetting Collections	8	8
Budgetary Resources Available for Obligation	<u>\$ 132</u>	<u>\$ 132</u>
New Obligations and Upward Adjustments	<u>\$ 134</u>	<u>\$ 134</u>
Outlays:		
Outlays, Gross	\$ 128	\$ 128
Actual Offsetting Collections	(8)	(8)
Outlays, Net	<u>\$ 120</u>	<u>\$ 120</u>

Additionally, for Special and Trust Fund Receipts, the FY 2023 President's Budget disclosed budget authority of \$520 million for FY 2021, which funded cover-over payments to Puerto Rico. These amounts were not reported in the Statement of Budgetary Resources because the cover-over payments and associated tax revenues are reported as custodial activity of the Bureau. The tax revenues are not available for use in the operation of the Bureau and are not reported on the Statement of Net Cost. Likewise, the resultant cover-over payments are not recognized as an operating expense of the Bureau. To present the cover-over payments as an expense of the Bureau on the Statement of Net Cost would be inconsistent with the reporting of the related Federal tax revenue and would materially distort the costs incurred by the Bureau in meeting its strategic objectives. Further, since this activity is not reported on the Statement of Net Cost, it would be contradictory to report the associated budget authority on the Statement of Budgetary Resources.

Note 15. Apportionment Categories of New Obligations and Upward Adjustments

New Obligations and Upward Adjustments as of September 30, 2022 and 2021 consisted of the following (in thousands):

Fiscal Year	Apportionment Category	Direct Obligations	Reimbursable Obligations	Total New Obligations and Upward Adjs
2022	Category B	\$ 129,805	\$ 8,577	\$ 138,382
2021	Category B	\$ 127,429	\$ 7,131	\$ 134,560

The amount of direct and reimbursable obligations against amounts apportioned under Category B is reported in the table above. Apportionment categories are determined by the apportionment categories reported on the Standard Form 132 *Apportionment and Reapportionment Schedule*. Category B represents apportionments by project. Based on how the Office of Management and Budget views TTB's operations in relation to projects, the Category B apportionments have essentially provided the Bureau full-year apportionments of its appropriations.

New Obligations and Upward Adjustments represents amounts that have been obligated or expended during each of the respective years. Whereas, Undelivered Orders represents the balance of obligations at the end of the respective years.

	2022	2021
Undelivered Orders, Unpaid Federal	\$ 844	\$ 825
Undelivered Orders, Paid Non-federal	785	39
Undelivered Orders, Unpaid Non-federal	21,420	20,903
Undelivered Orders, End of Year	<u>\$ 23,049</u>	<u>\$ 21,767</u>

Note 16. Net Custodial Revenue Activity

► Excise Taxes

As an agent of the Federal Government and as authorized by 26 U.S.C., TTB collects excise taxes from alcohol, tobacco, firearms, and ammunition industries. In addition, special occupational taxes are collected from certain alcohol and tobacco businesses. During FY 2022 and FY 2021, TTB collected \$19.6 billion and \$20.3 billion respectively in taxes, interest, and other custodial revenues.

Substantially all of the taxes collected by TTB net of related refund disbursements are remitted to the Department of Treasury General Fund. The Department of Treasury further distributes this revenue to Federal agencies in accordance with various laws and regulations. The firearms and ammunition excise taxes are an exception. Those revenues are remitted to the Wildlife Restoration Fund under provisions of the Pittman-Robertson Act of 1937.

► Refunds and Other Payments

During FY 2022 and FY 2021, TTB issued \$918.9 million and \$973.9 million in refunds, cover-over payments, and drawback payments in the respective years.

Tax Refunds

Tax Refunds result when taxpayers file returns for payments made for a given tax period and the result of the return is an overpayment.

Cover-over Payments

Federal excise taxes are collected under the Internal Revenue Code of 1986, 26 U.S.C., on certain articles produced in Puerto Rico and the Virgin Islands, and imported into the United States. In accordance with 26 U.S.C. 7652, such taxes collected on rum imported into the United States are custodial revenues and “covered over,” or paid into, the treasuries of Puerto Rico and the Virgin Islands.

TTB maintains operations in Puerto Rico to enforce the provisions of chapter 51 in respect to items of Puerto Rican manufacture brought in to the United States. These operations include conducting annual revenue, application, and product integrity investigations of large alcohol and tobacco industry members. Except for application investigations, TTB investigates medium and small alcohol and tobacco producers in response to specific problems and risk indicators. Revenue inspections are used to verify that TTB is collecting all of the revenue that is rightfully due from the taxpayer. TTB staff in Puerto Rico also conducts qualification inspections of all distilled spirits producers/processors, wineries, wholesalers, importers, Manufacturer of Nonbeverage Products (MNBP) claimants, and Specially Denatured Alcohol permit applicants. All costs associated with the functioning and supporting of the Puerto Rico office, \$4.1 million and \$3.7 million in FY 2022 and FY 2021 respectively, are offset against the cover-over payments made by the United States to Puerto Rico.

Drawbacks

Under current law, 26 U.S.C. 5134, MNBP permittees may be eligible to claim a refund of tax paid on distilled spirits used in their products. In the case of distilled spirits, on which the tax has been paid or determined, a drawback shall be allowed on each proof gallon at the rate of \$1 less than the rate at which the distilled spirits tax had been paid or determined. The refund is due upon the claimant providing evidence that the distilled spirits on which the tax has been paid or determined were unfit for beverage purposes and were used in the manufacture or production of medicines, medicinal preparations, food products, flavors, flavoring extracts, or perfume.

Refunds, Drawbacks and Cover-over Payments as of September 30, 2022 and 2021 consisted of the following (in thousands):

	<u>2022</u>	<u>2021</u>
Alcohol, Tobacco, and Firearms Excise Tax Refunds	\$ 74,854	\$ 42,758
Drawbacks on MNBP Claims	421,726	402,129
Interest and Other Payments	1,415	587
Refunds and Drawbacks	<u>497,995</u>	<u>445,474</u>
Cover-over Payments - Puerto Rico	414,300	519,682
Cover-over Payments - Virgin Islands	6,589	8,787
Amounts Provided to Non-federal Entities	<u>420,889</u>	<u>528,469</u>
Total Refunds, Drawbacks and Coverover Payments	<u>\$ 918,884</u>	<u>\$ 973,943</u>

Note 17. Custodial Revenue

Collection and Disposition of Custodial Revenue as of September 30, 2022 and 2021 consisted of the following (in thousands):

FY 2022 COLLECTIONS AND REFUNDS BY TAX YEAR AND TYPE

FY 2022 Collections and Refunds by Tax Year and Type

<u>Revenue Type</u>	<u>2022</u>	<u>2021</u>	<u>2020</u>	<u>Pre- 2020</u>	<u>FY 2022 Total</u>
Excise Taxes	\$ 18,902,344	\$ 642,443	\$ 4,852	\$ 10,946	\$ 19,560,585
Fines, Penalties, Interest and Other	3,643	985	55	905	5,588
Total Revenue Received	<u>18,905,987</u>	<u>643,428</u>	<u>4,907</u>	<u>11,851</u>	<u>19,566,173</u>
Less: Amounts Collected for Non-federal Entities	<u>(419,545)</u>	<u>(1,344)</u>	<u></u>	<u></u>	<u>(420,889)</u>
Total	<u>\$ 18,486,442</u>	<u>\$ 642,084</u>	<u>\$ 4,907</u>	<u>\$ 11,851</u>	<u>\$ 19,145,284</u>
<u>Refund Type</u>					
Excise Taxes	\$ 202,590	\$ 255,349	\$ 17,469	\$ 21,172	\$ 496,580
Fines, Penalties, Interest and Other	134	199	23	1,059	1,415
Total Refunds & Drawbacks	<u>202,724</u>	<u>255,548</u>	<u>17,492</u>	<u>22,231</u>	<u>497,995</u>
Amounts Provided to Fund the Federal Government	<u>\$ 18,283,718</u>	<u>\$ 386,536</u>	<u>\$ (12,585)</u>	<u>\$ (10,380)</u>	<u>\$ 18,647,289</u>

FY 2021 COLLECTIONS AND REFUNDS BY TAX YEAR AND TYPE

<u>Revenue Type</u>	<u>2021</u>	<u>2020</u>	<u>2019</u>	<u>Pre- 2019</u>	<u>FY 2021 Total</u>
Excise Taxes	\$ 14,620,565	\$ 5,606,179	\$ 6,236	\$ 10,970	\$ 20,243,950
Fines, Penalties, Interest and Other	<u>4,422</u>	<u>1,565</u>	<u>262</u>	<u>659</u>	<u>6,908</u>
Total Revenue Received	<u>14,624,987</u>	<u>5,607,744</u>	<u>6,498</u>	<u>11,629</u>	<u>20,250,858</u>
Less: Amounts Collected for Non-federal Entities	<u>(528,139)</u>	<u>(330)</u>	<u>-</u>	<u>-</u>	<u>(528,469)</u>
Total	<u>\$ 14,096,848</u>	<u>\$ 5,607,414</u>	<u>\$ 6,498</u>	<u>\$ 11,629</u>	<u>\$ 19,722,389</u>
 <u>Refund Type</u>					
Excise Taxes	\$ 176,929	\$ 244,998	\$ 10,022	\$ 12,938	\$ 444,887
Fines, Penalties, Interest and Other	<u>130</u>	<u>66</u>	<u>75</u>	<u>316</u>	<u>587</u>
Total Refunds & Drawbacks	<u>177,059</u>	<u>245,064</u>	<u>10,097</u>	<u>13,254</u>	<u>445,474</u>
Amounts Provided to Fund the Federal Government	<u>\$ 13,919,789</u>	<u>\$ 5,362,350</u>	<u>\$ (3,599)</u>	<u>\$ (1,625)</u>	<u>\$ 19,276,915</u>

Note 18. Reconciliation of Net Cost to Net Outlays

The Reconciliation of Net Cost to Net Outlays details the activity impacting Net Cost but not Budgetary Outlays; and conversely, activity impacting Net Outlays but not Net Cost. The reconciliation does not include custodial activity, as this activity neither impacts Net Cost nor Budgetary Outlays.

Reconciliation of Net Cost to Net Outlays, as of September 30, 2022 and 2021 consisted of the following (in thousands):

2022	Federal	Non-Federal	Total
Net Cost of Operations (SNC)	\$ 35,042	\$ 94,151	\$ 129,193
Components of Net Cost of Operations not Part of the Budgetary Outlays:			
Depreciation Expense	-	(1,787)	(1,787)
Increase/(Decrease) in Accounts Receivable	(115)	96	(19)
Increase/(Decrease) Other Assets	-	746	746
Increase/(Decrease) in Assets	(115)	842	727
(Increase)/Decrease in Accounts Payable	321	162	483
(Increase)/Decrease in Salaries and Benefits Liabilities	(97)	(208)	(305)
(Increase)/Decrease in Other Liabilities	6	242	248
(Increase)/Decrease in Liabilities	230	196	426
Federal Employee Retirement Benefit Costs Paid by OPM and Imputed to Agency	(4,159)	-	(4,159)
Transfers Out/(In) Without Reimbursement	(833)	-	(833)
Other Financing Sources	(4,992)	-	(4,992)
Total Components of Net Cost of Operations not Part of the Budgetary Outlays	(4,877)	(749)	(5,626)
Components of Budgetary Outlays not Part of Net Cost of Operations:			
Acquisition of Capital Assets	-	3,718	3,718
Total Components of Budgetary Outlays not Part of Net Cost of Operations	-	3,718	3,718
Outlays, Net (Calculated Total)	\$ 30,165	\$ 97,120	\$ 127,285
Related Amounts on the Statement of Budgetary Resources:			
Outlays, Net	\$ 30,165	\$ 97,121	\$ 127,286
Distributed Offsetting Receipts	-	(1)	(1)
Agency Outlays, Net	\$ 30,165	\$ 97,120	\$ 127,285

2021	Federal	Non-Federal	Total
Net Cost of Operations (SNC)	\$ 33,584	\$ 92,095	\$ 125,679
Components of Net Cost of Operations not Part of the Budgetary Outlays:			
Depreciation Expense	-	(1,752)	(1,752)
Increase/(Decrease) in Accounts Receivable	201	(9)	192
Increase/(Decrease) Other Assets	-	(50)	(50)
Increase/(Decrease) in Assets	<u>201</u>	<u>(59)</u>	<u>142</u>
(Increase)/Decrease in Accounts Payable	16	(639)	(623)
(Increase)/Decrease in Salaries and Benefits Liabilities	(111)	(238)	(349)
(Increase)/Decrease in Other Liabilities	1	198	199
(Increase)/Decrease in Liabilities	<u>(94)</u>	<u>(679)</u>	<u>(773)</u>
Federal Employee Retirement Benefit Costs Paid by OPM and Imputed to Agency	(4,125)	-	(4,125)
Transfers Out/(In) Without Reimbursement	<u>(1,087)</u>	<u>-</u>	<u>(1,087)</u>
Other Financing Sources	<u>(5,212)</u>	<u>-</u>	<u>(5,212)</u>
Total Components of Net Cost of Operations not Part of the Budgetary Outlays	<u>(5,105)</u>	<u>(2,490)</u>	<u>(7,595)</u>
Components of Budgetary Outlays not Part of Net Cost of Operations:			
Acquisition of Capital Assets	-	2,265	2,265
Total Components of Budgetary Outlays not Part of Net Cost of Operations	<u>-</u>	<u>2,265</u>	<u>2,265</u>
Outlays, Net (Calculated Total)	<u>\$ 28,479</u>	<u>\$ 91,870</u>	<u>\$ 120,349</u>
Related Amounts on the Statement of Budgetary Resources:			
Outlays, Net	\$ 28,479	\$ 91,872	\$ 120,351
Distributed Offsetting Receipts	-	(2)	(2)
Agency Outlays, Net	<u>\$ 28,479</u>	<u>\$ 91,870</u>	<u>\$ 120,349</u>

Note 19: Contingent Liabilities

As of September 30, 2022, TTB is not party to any legal matters where the likelihood of a material loss is reasonably possible.

3.3 SUPPLEMENTAL INFORMATION

REQUIRED SUPPLEMENTARY INFORMATION (UNAUDITED)

Budgetary Information

Budgetary information aggregated for the purposes of the Statement of Budgetary Resources should be disaggregated for each of an entity's major budget accounts (i.e., Appropriated Funds, Trust Funds, Revolving Funds, or other funds) and presented as Supplementary Information. However, for proprietary reporting, TTB only has appropriated funds. Consequently, a Combining Statement of Budgetary Resources disaggregated by fund type has not been presented.

Excise Tax and Other Collections

REQUIRED SUPPLEMENTARY INFORMATION EXCISE TAX AND OTHER COLLECTIONS BY FISCAL YEAR Unaudited (In Thousands)

<u>Fiscal Year</u>	<u>Alcohol</u>	<u>Tobacco</u>	<u>FAET</u>	<u>SOT</u>	<u>FST</u>	<u>Other</u>	<u>Total</u>
2013	\$7,851,953	\$14,321,017	\$ 762,836	\$ 280	\$ 1,521	\$ 38	\$22,937,645
2014	7,924,951	13,552,711	768,927	332	465	2	22,247,388
2015	7,997,467	13,620,497	638,518	288	2,444	7	22,259,221
2016	8,075,476	13,274,371	749,789	258	245	505	22,100,644
2017	8,103,714	12,966,317	761,630	227	69	521	21,832,478
2018	7,877,214	12,050,283	624,802	273	7	1,006	20,553,585
2019	7,865,036	11,375,038	567,330	260	5	5,126	19,812,795
2020	8,088,717	11,239,189	665,650	250	-	6,057	19,999,863
2021	8,390,351	10,756,326	\$1,102,734	212	-	1,235	20,250,858
2022	8,255,829	10,158,504	\$1,150,848	237	-	755	19,566,173
Average	\$8,043,071	\$12,331,425	\$ 779,306	\$ 262	\$ 476	\$ 1,525	\$21,156,065

FAET - Firearms and Ammunition Excise Tax
SOT - Special Occupational Tax
FST - Floor Stock Tax

TTB collects FAET taxes on behalf of the Department of Interior, U.S. Fish and Wildlife Service, and transfers the collections directly to the Wildlife Restoration Fund. During fiscal years 2022 and 2021, TTB incurred \$1.8 million and \$1.9 million respectively of direct and indirect costs associated with collecting the FAET taxes. The law currently does not provide for TTB to recover these costs. The cost of the program was communicated to the U.S. Fish and Wildlife Service so the agency could properly record an imputed cost in its financial records.

REFUNDS, COVER-OVER PAYMENTS, AND DRAWBACK PAYMENTS

**REQUIRED SUPPLEMENTARY INFORMATION
REFUNDS, COVER-OVER PAYMENTS AND DRAWBACK PAYMENTS
BY FISCAL YEAR
Unaudited (In Thousands)**

Fiscal Year	Cover-over Puerto Rico	Cover-over Virgin Islands	AT&F Excise Tax	Drawbacks MNBP Claims	Interest and Other	Total
2013	\$ 349,017	\$ 8,706	\$ 35,278	\$ 345,231	\$ 452	\$ 738,684
2014	303,457	8,279	40,600	316,040	358	668,734
2015	343,429	7,093	27,776	306,640	151	685,089
2016	416,815	7,975	34,799	355,668	162	815,419
2017	364,804	5,122	55,839	350,055	136	775,956
2018	446,026	8,708	44,848	273,927	635	774,144
2019	445,324	8,217	47,277	342,433	456	843,707
2020	471,073	6,906	45,709	373,438	550	897,676
2021	519,682	8,787	42,758	402,129	587	973,943
2022	414,300	6,589	74,854	421,726	1,415	918,884
Average	\$ 407,393	\$ 7,638	\$ 44,974	\$ 348,729	\$ 490	\$ 809,224

AT&F - Alcohol, Tobacco and Firearms
MNBP - Manufacturer of Nonbeverage Products

OTHER ACCOMPANYING INFORMATION (UNAUDITED)

OTHER ACCOMPANYING INFORMATION COMBINED SCHEDULE OF SPENDING For the Years Ended September 30, 2022 and 2021 Unaudited (In Thousands)

	2022	2021
What Money is Available to Spend		
Total Resources	\$ 145,505	\$ 141,056
Less: Amount Available but not Agreed to be Spent	(4,997)	(4,938)
Less: Amount Not Available to Be Spent	(2,126)	(1,558)
Total Amounts Agreed to be Spent	<u>\$ 138,382</u>	<u>\$ 134,560</u>
How was the Money Spent		
Collect the Revenue		
Object Class 11: Personnel Compensation	\$ 25,071	\$ 23,728
Object Class 12: Personnel Benefits	9,211	8,522
Object Class 21: Travel	680	153
Object Class 23: Rent, Utilities, and Telecommunications Services	2,537	2,363
Object Class 25: Contractual Services	20,666	18,051
Object Class 31: Equipment and Software	3,687	2,530
Other	389	293
Total Collect the Revenue	<u>62,241</u>	<u>55,640</u>
Protect the Public		
Object Class 11: Personnel Compensation	33,064	34,123
Object Class 12: Personnel Benefits	12,170	12,183
Object Class 21: Travel	514	185
Object Class 23: Rent, Utilities, and Telecommunications Services	3,005	3,056
Object Class 25: Contractual Services	21,105	20,532
Object Class 31: Equipment and Software	3,289	1,906
Other	493	371
Total Protect the Public	<u>73,640</u>	<u>72,356</u>
Total Spending	135,881	127,996
Change in Amounts Remaining to be Spent	2,501	6,564
Total Amounts Agreed to be Spent	<u>\$ 138,382</u>	<u>\$ 134,560</u>
Who did the Money go to		
Federal Recipients	\$ 34,644	\$ 32,409
Non-Federal Recipients	101,237	95,587
Total Spending	<u>135,881</u>	<u>127,996</u>
Change in Amounts Remaining to be Spent	2,501	6,564
Total Amounts Agreed to be Spent	<u>\$ 138,382</u>	<u>\$ 134,560</u>

INTRAGOVERNMENTAL ASSETS

**OTHER ACCOMPANYING INFORMATION
INTRAGOVERNMENTAL ASSETS
As of September 30, 2022
Unaudited (In Thousands)**

<u>Trading Partner</u>	<u>Agency Code</u>	<u>Fund Balance W/ Treasury</u>	<u>Accounts Receivable</u>
Department of the Treasury	020	\$ -	\$ 1,394
Treasury General Fund	--	63,248	14,920
Total		<u>\$ 63,248</u>	<u>\$ 16,314</u>

**OTHER ACCOMPANYING INFORMATION
INTRAGOVERNMENTAL ASSETS
As of September 30, 2021
Unaudited (In Thousands)**

<u>Trading Partner</u>	<u>Agency Code</u>	<u>Fund Balance W/ Treasury</u>	<u>Accounts Receivable</u>
Department of the Treasury	020	\$ -	\$ 1,509
Treasury General Fund	--	54,970	493
Total		<u>\$ 54,970</u>	<u>\$ 2,002</u>

INTRAGOVERNMENTAL LIABILITIES

OTHER ACCOMPANYING INFORMATION INTRAGOVERNMENTAL LIABILITIES As of September 30, 2022 Unaudited (In Thousands)

	Agency	Accounts	Accrued	Custodial and
<u>Trading Partner</u>	<u>Code</u>	<u>Payable</u>	<u>FECA</u>	<u>Other Liabilities</u>
Government Printing Office	004	\$ 6	\$ -	\$ -
Department of the Interior	014	-	-	10,813
Department of Justice	015	603	-	-
Department of Labor	016	-	15	-
Department of the Treasury	020	425	-	-
Office of Personnel Management	024	-	-	831
Department of Homeland Security	070	159	-	-
General Fund	--	-	-	120,096
Total		<u>\$ 1,193</u>	<u>\$ 15</u>	<u>\$ 131,740</u>

OTHER ACCOMPANYING INFORMATION INTRAGOVERNMENTAL LIABILITIES As of September 30, 2021 Unaudited (In Thousands)

	Agency	Accounts	Accrued	Custodial and
<u>Trading Partner</u>	<u>Code</u>	<u>Payable</u>	<u>FECA</u>	<u>Other Liabilities</u>
Government Printing Office	004	\$ 139	\$ -	\$ -
Department of the Interior	014	-	-	4,056
Department of Justice	015	910	-	-
Department of Labor	016	-	21	-
Department of the Treasury	020	465	-	-
Office of Personnel Management	024	-	-	752
General Fund	--	-	-	40,628
Total		<u>\$ 1,514</u>	<u>\$ 21</u>	<u>\$ 45,436</u>

INTRAGOVERNMENTAL EARNED REVENUE

**OTHER ACCOMPANYING INFORMATION
INTRAGOVERNMENTAL EARNED REVENUE
For the Fiscal Years Ended September 30, 2022 and 2021
Unaudited (In Thousands)**

<u>Trading Partner</u>	<u>Agency Code</u>	<u>2022</u>	<u>2021</u>
Department of Agriculture	012	\$ 3	\$ -
Department of Treasury	020	3,429	2,953
Department of Health and Human Services	075	85	-
Total		<u>\$ 3,517</u>	<u>\$ 2,953</u>

<u>Budget Function Classification (BFC)</u>	<u>BFC Code</u>	<u>2022</u>	<u>2021</u>
Central Fiscal Operations	803	\$ 3,517	\$ 2,953
Total		<u>\$ 3,517</u>	<u>\$ 2,953</u>

INTRAGOVERNMENTAL GROSS COST

OTHER ACCOMPANYING INFORMATION INTRAGOVERNMENTAL GROSS COST For the Fiscal Years Ended September 30, 2022 and 2021 Unaudited (In Thousands)

<u>Trading Partner</u>	<u>Agency Code</u>	<u>2022</u>	<u>2021</u>
Government Printing Office	004	\$ 122	\$ 211
Department of Commerce	013	-	6
Department of Interior	014	70	63
Department of Justice	015	719	1,060
Department of Labor	016	4	1
United States Postal Services	018	20	20
Department of the Treasury	020	8,202	7,336
Office of Personnel Management	024	18,834	18,083
General Services Administration	047	5,350	5,221
Department of the Air Force	057	8	-
Environmental Protection Agency	068	-	10
Department of Transportation	069	2	5
Department of Homeland Security	070	670	310
Department of Health and Human Services	075	39	30
Department of Housing and Urban Development	086	2	-
National Archives Records Administration	088	12	16
Department of Defense	097	375	87
Federal Mine Safety and Health Review Commission	368	1	-
General Fund	--	4,129	4,078
Total		<u>\$ 38,559</u>	<u>\$ 36,537</u>

During fiscal years 2022 and 2021, TTB incurred costs with other Federal agencies totaling approximately \$38.6 million and \$36.5 million, in each year, respectively. The majority of those costs were associated with the five entities detailed below.

- ▶ **Department of Justice:** TTB paid ATF \$719,000 and \$1.1 million and in fiscal years 2022 and 2021, respectively, for shared lab space and shared building services.
- ▶ **Department of the Treasury:** The Bureau received law enforcement services from the IRS, as well as administrative services from the Bureau of the Fiscal Service's Administrative Resource Center, in fiscal years 2022 and 2021 in the amounts of \$8.2 million and \$7.3 million, respectively.
- ▶ **Office of Personnel Management:** TTB incurred \$18.8 million and \$18.1 million in costs for employee benefits during fiscal years 2022 and 2021, respectively.
- ▶ **General Services Administration:** TTB paid \$5.4 million and \$5.2 million to GSA for rent and information technology services in fiscal years 2022 and 2021, respectively.
- ▶ **General Fund:** The Bureau paid \$4.1 million and in each of fiscal years 2022 and 2021, respectively, for employee benefits and lockbox fees.

Page intentionally left blank.



PART IV

Appendices

4.1 PRINCIPAL OFFICERS OF TTB

Administrator	Mary Ryan
Deputy Administrator	David Wulf
Assistant Administrator, Chief of Staff/External Affairs	Amy Graydon
Assistant Administrator, Policy & Planning	Elisabeth Kann
Assistant Administrator, Field Operations	Carrie May
Assistant Administrator, Permitting & Taxation	Anthony Gledhill
Assistant Administrator, Headquarters Operations	Emily Streett
Assistant Administrator, Management/CFO	Joseph Burruss (Acting)
Assistant Administrator, Information Resources/CIO	Robert Hughes
Diversity, Equity, and Inclusion	Sylvia Smith
Chief Counsel	Christina McMahon

For additional information, contact:
Alcohol and Tobacco Tax and Trade Bureau
1310 G Street, NW, Box 12
Washington, DC 20005
(202) 453-2000
<http://www.ttb.gov>

4.2 CONNECTING THE TREASURY AND TTB STRATEGIC PLANS

TREASURY STRATEGIC GOAL ¹	TTB STRATEGIC GOAL
<p>Promote Equitable Economic Growth and Recovery</p>	<p>TTB Goal 1: Business Qualification Streamline permit applications to reduce applicant burden and use technology to minimize application errors and improve processing times</p>
	<p>TTB Goal 2: Labeling Modernization Provide timely and consistent service, reducing the burden of resubmissions on industry and TTB, and employ risk-based market sampling and investigations to ensure product integrity and fair competition</p>
	<p>TTB Goal 3: Tax Compliance Improve tax compliance through updated filings, processes, and technologies; enhanced analytics and other detection tools; and improved taxpayer education and outreach</p>
	<p>TTB Goal 4: Cross-Border Tax Risk Improve diversion detection and enforcement in the cross-border trade of alcohol and tobacco products through the full integration of advanced analytics tools into enforcement planning and processes</p>
<p>Modernize Treasury Operations</p>	<p>TTB Goal 5: Workforce Readiness Enhance TTB readiness and ability to adapt to meet evolving mission needs through a flexible and inclusive workplace culture that sustains a diverse, engaged, and capable workforce</p>

¹ TTB is in the process of finalizing its FY 2023-2027 strategic plan. TTB's new strategic direction and full alignment to Treasury goals and objectives will be available in FY 2023.



www.ttb.gov

TTB P 5000.11 (1/2023)

This Page Intentionally Left Blank



REPORT WASTE, FRAUD, AND ABUSE

Submit a complaint regarding Treasury OIG Treasury Programs and Operations using our online form: <https://oig.treasury.gov/report-fraud-waste-and-abuse>

TREASURY OIG WEBSITE

Access Treasury OIG reports and other information online: <https://oig.treasury.gov/>